

FIRST PRIORITY HOPE WEEKLY GUIDE



"Go therefore and make disciples of all nations, baptizing them in the name of the Father and of the Son and of the Holy Spirit, teaching them to observe all that I have commanded you. And behold, I am with you always, to the end of the age."
Matthew 28:19-20

THE CONVERSATION

"THE HOPE OF CHRIST IN EVERY STUDENT"

Table of Contents

1. The Conversation **With God**
2. The Conversation **With Best Friends**
3. The Conversation **With Peers**
4. The Conversation **With Followers**
5. The Conversation **With Family**
6. The Conversation **With Outcasts**
7. The Conversation **With Enemies**
8. The Conversation **With Teachers**
9. The Conversation **With The World**

This guide is a resource that will help you to become a disciple-making follower of Jesus.

In the front of this guide you will find:

- What it means to be a Student Missionary in your school
- How to organize a Gospel-advancing movement in your school
- How to lead the HOPE strategy in your school

Through the content of this guide you will find:

- Planning Guides
- Nine tools to help you believe and share the Gospel
- Nine motivators to overcome obstacles of living and sharing the Gospel
- Nine practices to develop your faith story
- Response Cards
- Follow-Up Plans

In the back of this guide you will find:

- Bible Reading Plan
- Sample Student Letter
- Sample Club Constitution and Bylaws

This guide is provided by First Priority of America, Inc. and requires a covenant relationship with (FPoA) to use the ideas, name, and logo(s). For more information about starting a First Priority movement in your community, contact (FPOA) at one of the locations below: 888-808-FPOA(3762) // www.FIRSTPRIORITY.club // admin@firstpriority.club. Quotes, resources, or references used in this guide are not the property of FPOA. Because we are multi-denominational, we use the ESV Bible to try to stay in the middle. Use whatever translation fits your church and student culture.

The ESV® Bible (The Holy Bible, English Standard Version®) copyright © 2001 by Crossway, a publishing ministry of Good News Publishers. ESV® Text Edition: 2011. The ESV® text has been reproduced in cooperation with and by permission of Good News Publishers. Unauthorized reproduction of this publication is prohibited. All rights reserved.



How To Use This Guide



The Gospel Vision

The hope of Christ in every student.



Your kingdom come, your will be done, on earth as it is in heaven.



Your Mission

Your mission has been given directly from Jesus. He has called and equipped you to be part of a **family** who **serves** as **missionaries** to your school. Take ownership of your Gospel identity and mission.

And Jesus came and said to them, "All authority in heaven and on earth has been given to me. Go therefore and make disciples of all nations, baptizing them in the name of the Father and of the Son and of the Holy Spirit, teaching them to observe all that I have commanded you. And behold, I am with you always, to the end of the age." Matthew 28:18-20



Your Team

Your team is a **family of servant missionaries** who **practice the way of Jesus together** in your school. As student missionaries, focus your lives around these three goals:

- Be with Jesus.
- Become like Jesus.
- Do what Jesus did.

STUDENT LEADER ROLES

Assign a student to lead and be responsible for each of these roles. Each student leader may build a team who helps them accomplish their mission and responsibilities.



Promo

Promote and Communicate

- Social Media
- Invitations
- Posters
- Announcements



Welcome

Create welcoming environment

- Music
- Food
- Greet



Host

Host, schedule, and manage time

- Game
- Prayer
- Announcements
- Hope Cycle Week



Speaker

Teach HOPE Cycle content

- Prepare and teach content
- Mentor others to teach content



Follow-Up

Follow-up with new students

- Be available
- Follow-up process
- Follow-up material



Living Out The HOPE Strategy

The HOPE strategy is a weekly environment to practice the way of Jesus together at school.



Help Week

Helping each other believe and share the Gospel story.

Practice being with Jesus through Scripture, prayer, and a practical way to believe and share the Gospel in everyday life.



Overcome Week

Overcoming your fear of sharing the Gospel story.

Practice becoming like Jesus by letting Him transform you from the inside out.



Prepare Week

Preparing your story of receiving the Gospel.

Understand the value of your faith story and practice sharing it.



Engage Week

Engage your school with the Gospel story.

Practice doing what Jesus did by sharing the Gospel story with your friends through words and actions.



How To Use This Guide



How To Have An Effective Student Leader Meeting

• Plan

- Find a solid way to communicate with the team (GroupMe or Remind app).
- Plan at least one student leader meeting a month.
- Make sure each student leader is assigned a role and understands their responsibility.

• Prepare

- Prepare the HOPE weeks for the month.
- What resources, games, food, announcements, posters do we need?
- Are we prepared to teach the HOPE content?
- Who will give their faith stories?

• Pray

- Ask everyone to share a Scripture with the group.
- Pray for each other, the club, and the school.



How To Prepare Speaking

Prepare the HOPE content by setting aside time by yourself to:

Read the content // Pray for the Holy Spirit to speak through you // Practice speaking out loud // HEAR

H - highlight the Scripture and content that speaks to you

E - explain what it means to you

A - apply what God is saying to you

R - respond to what you have read in prayer and action - share at First Priority



Club Schedule

1. Welcome // Open Prayer
2. Game or Video (Overcome and Engage Week)
3. HOPE Cycle Content
4. Announcement // Close Prayer



Healthy Club Evaluation


Evaluate what you celebrate.

"Wins" for spiritual health of clubs:

- Prayer // Scripture Reading // Gospel belief and proclamation
- Students are leading clubs // Student leaders on mission together as family // New students following Jesus

Questions to ask:

1. Are students completely leading? Notes:
2. How strong is the student leader team? Notes:
3. What are your strongest "win" areas? Notes:
4. What are your weakest "win" areas? Notes:
5. What is one goal your team can work on this month? Notes:



Online Resources

firstpriority.club/hope



Adult Support Roles



Club Coaches

Coaches are adults who volunteer to train and resource students to lead their First Priority Clubs.

Coaches help students:

- Plan and prepare each week's club.
- Navigate crisis and conflict.
- Manage their club time well.
- Provide students with First Priority resources.

Coaches commit to:

- Register as a volunteer with the school.
- Be trained and vetted by First Priority.
- Fill out club reports.
- Utilize First Priority resources.
- Attend club meetings as allowed by the school.
- Attend First Priority Network meetings.



Teacher Sponsors

Sponsors are teachers who volunteer to open their rooms for First Priority Club meetings and provide access to school resources.

- Liaison between the school and the club.
- Attend club meetings.
- Help access things such as getting club on announcements, access to class boards, and other resources.



Parents

Parents support students in prayer and celebrate them.

- Volunteer to help at the club.
- Provide food and snacks for the club meeting.
- Get their church on board with praying for and supporting First Priority.
- Promote First Priority to other parents and the community.



Business and Community Leaders

The business community provides financial support and organizational leadership so that First Priority is in every school in your area for many years to come.

- Provide financial support.
- Serve as a Board Member or Advisor to the local First Priority Chapter.
- Promote First Priority to other Business and Community Leaders.




Churches

Churches support the ministry of First Priority in the schools by:

- Sending students to be missionaries to their schools.
- Praying for the student missionaries, their schools, and for students to come to faith.
- Giving financially to support the ministry of First Priority.
- Receiving new students into their churches for long-term community and disciple-making.



HOPE WEEKLY



THE
CONVERSATION

WITH GOD



Table of Contents

1. Planning Guide	pg. 1
2. Help Week	pg. 2
3. Help Tool Printout	pg. 4
4. Overcome Week	pg. 5
5. Prepare Week	pg. 7
6. Engage Week	pg. 9
7. Response Cards	pg. 11
8. Follow-Up Guide	pg. 12
9. Follow-Up Sheet	pg. 13

This guide is provided by First Priority of America, Inc. and requires a covenant relationship with (FPoA) to use the ideas, name, and logo(s). For more information about starting a First Priority movement in your community, contact (FPOA) at one of the locations below: 888-808-FPOA(3762) // www.FIRSTPRIORITY.club // admin@firstpriority.club. Quotes, resources, or references used in this guide are not the property of FPOA. Because we are multi-denominational, we use the ESV Bible to try to stay in the middle. Use whatever translation fits your church and student culture.

The ESV® Bible (The Holy Bible, English Standard Version®) copyright © 2001 by Crossway, a publishing ministry of Good News Publishers. ESV® Text Edition: 2011. The ESV® text has been reproduced in cooperation with and by permission of Good News Publishers. Unauthorized reproduction of this publication is prohibited. All rights reserved.

Planning Guide

Help Week:



Promo:



Welcome:

Have Help Tool ready and pass out.



Host:



Speaker:



Follow-Up:

Overcome Week:



Promo:



Welcome:



Host:

Choose game or video.



Speaker:



Follow-Up:

Prepare Week:



Promo:



Welcome:

Have Faith Story sheets ready and pass out.



Host:

Student Stories Speaker:



Follow-Up:

Engage Week:



Promo:



Welcome:

Have response cards ready and hand out.



Host:

Have game or video ready.



Speaker:



Follow-Up:

NOTES

HELP WEEK “THE CONVERSATION WITH GOD”



Help Week

Helping each other believe and share the Gospel story.

Practice being with Jesus through Scripture, prayer, and a practical way to believe and share the Gospel in everyday life.



Promo:
Remember to invite people.



Welcome:
Remember to create a welcoming environment.



Host

”Welcome to First Priority! We are glad you are here! This week is Help Week and our goal is to use Scripture and a tool to help us share our faith. Let’s start things off with prayer.”



Pray

Introduce Speaker: We are glad you are here ! Today my friend _____ is going to talk about Jesus being the only way to God and how you can use the Help Tool to share that with others.



Speaker



Help Tool: One Way Sticker (Avery 5498 1 ¼” stickers)

Look over the Help Tool before the club and pass out the “One Way Stickers” to everyone that comes in. The Gospel discussion and Help Tool are designed to give you a basic understanding to believe, live, and share the Gospel (may purchase stickers at firstpriority.club/club-resources/hope-cycle).



Gospel Discussion

“The Conversation with God”



Host



Announcements

Next week is Overcome Week! Start thinking now about who you can invite to join you as we continue this conversation!



Pray



Follow-Up

Be available to talk or pray with people.
Ask how you can walk with them on their Jesus journey.



Leader Tip

Make sure you understand the Help Tool and Gospel discussion ahead of time.





Highlight Scripture

John 14:6

"Jesus told him, "I am the way, the truth, and the life. No one comes to the Father except through me."



Explain (Give context)

When you are going on a trip, who is in charge of putting the destination in the GPS? Have you ever noticed there are different routes? The first route is the fastest, second is the shortest, and the third avoids the highway. Which way do you choose? Fastest, shortest, or avoiding highways? (Allow a couple of students to share their choice and why).

Another destination we get to choose is who we will follow now and forever. One of Jesus' followers, named John, wrote the Scripture we read earlier. He told us about a time that Jesus was talking with His disciples about where He was going after His death and resurrection. One of the disciples, Thomas, asked this question, "We have no idea where you are going. How can we know the way?" to which Jesus responded, "I am the way, the truth, and the life. No one comes to the Father except through Me."

If we don't know the way, it is our nature to follow someone that does. Our culture tells us that there are many ways to God; be a good person, do good things, go to church, and the list goes on. Jesus tells us that His way is not "one of many ways", but "the way" to a relationship with God now and forever. Unlike the GPS with many routes, there is only one way into a relationship with God forever – believing, trusting, and following Jesus. How do we begin a relationship with Jesus both now and forever? It all begins with a conversation.

Acts 2:21 says, "And it shall come to pass that everyone who calls upon the name of the Lord shall be saved." **Acts 4:12** says, "And there is salvation in no one else, for there is no other name under heaven among men by which we must be saved."



Apply

Now that we know that Jesus is the only way to God, how do we use the "One Way" Help Tool to start a conversation with God and share the Good News? Place the sticker on your folder, binder, phone case, or item that is visible to others. When your classmates, teachers, or parents ask you what the sticker means, you can respond with excitement, "I am so glad you asked" and share about our key verse, John 14:6. Tell how Jesus is the "one way" to a relationship with God now and forever. Then, share your story of beginning a relationship with Jesus.



Respond (Groups of 3-5)

This is the first time some of you have been to First Priority and maybe even your first time hearing about how to begin a conversation with God. So, today we want to give you an opportunity to respond and ask questions. Break into groups and talk about what you heard today and practice starting the conversation with the ONE-WAY Help Tool.



Bottom Line

Jesus is the way to God.



Disciple Tip

Being with Jesus is the goal of being a disciple.

HELP WEEK TOOL "THE CONVERSATION WITH GOD"



OVERCOME WEEK “THE CONVERSATION WITH GOD”



Overcome Week

Overcoming your fear of sharing the Gospel story.

Practice becoming like Jesus

by letting Him transform you from the inside out.



Promo:

Remember to invite people.



Welcome:

Remember to create a welcoming environment.



Host

Welcome to First Priority! Today is Overcome Week. Our goal is to learn how to overcome things that keep us from believing and sharing the Gospel in everyday life.



Pray

Say something like: We are glad you are here! Today my friend _____ is going to talk about how we can overcome fears of having a conversation with God.



Game

Choose a game or funny video to play for 3-5 minutes to get people laughing and talking.



Speaker

Gospel Discussion

“Overcoming Fear of the Conversation with God”



Host



Announcements

Next week is Prepare Week! Start thinking now about who you can invite to join you as we continue this conversation!



Pray



Follow-Up

Be available to talk or pray with people. Ask how you can walk with them on their Jesus journey.



Leader Tip

Take time to read the Gospel discussion and see how you can relate.



Gospel Discussion

“Overcoming Fear of the Conversation with God”

We are really excited about what God is going to do at our school this year, and we are also excited that you are coming along for the journey! Since this year's theme is "The Conversation", we thought it would be best to start by talking about the most important conversation we could possibly have in our lifetime. That conversation is with the Creator of the universe and it will completely change your life.



Highlight Scripture

Romans 10:9-10

"Because, if you confess with your mouth that Jesus is Lord and believe in your heart that God raised Him from the dead, you will be saved. For with the heart one believes and is justified, and with the mouth one confesses and is saved."



Explain (Give context)

Do you realize that God created you to have a relationship with Him now and forever? Although, something has created a separation between all of us and God. That something is called sin. Sin has broken the peaceful relationship that we had with God. This broken relationship is called being dead in sin and separated from God forever (Romans 3:23). Because of that we all need a savior - someone to rescue us and bring us back into a right relationship with God. There is Good News! This is the whole reason Jesus sacrificed Himself on a cross designed by the Romans, so that He would defeat death by taking the punishment for our sin and offer us the gift of eternal life - now and forever (Romans 6:23). All we have to do is call on the name of Jesus. To receive this gift, we must have a very important conversation. First, it begins with a line of communication with God. Second, believing that we are sinners in need of saving, call out to Him for salvation. At the same time, completely believe that His sacrifice on the cross and coming back to life by God's power is all that you need for that salvation.



Apply

All year long we are going to talk about intentional conversations, and we don't want to take for granted that everyone here has talked to God about this. Going to church, growing up in a family of Christians, or doing Christian things does not make any of us followers of Christ. We must realize that we have an invitation to follow Him, and we must choose to personally accept or reject that invitation.



Respond (Groups of 3-5)

This conversation doesn't need to be fancy or impressive - it just needs to be honest and specific. We need to be HONEST by admitting that we aren't perfect and are lost. We need to be SPECIFIC by asking for forgiveness, committing to follow Jesus, and asking Him to be the Lord of our lives. You can also be specific by thanking God for the cross and asking Him for eternal life.

Right now, let's break into groups. Each of you can take turns praying honestly and specifically like I described, and if you have never asked God to save you, this would be a great opportunity to do that. You can also ask the person praying with you if you need help.



Bottom Line

Jesus is inviting you to have a conversation with Him today.



Disciple Tip

Becoming like Jesus is the goal of being a disciple of Jesus.



PREPARE WEEK "THE CONVERSATION WITH GOD"



Prepare Week

Preparing your story of receiving the Gospel.

Understand the value of your faith story and **practice** sharing it.



Promo:

Remember to invite people.



Welcome:

Remember to create a welcoming environment.



Host

"Welcome to First Priority! We are glad you are here! This week is Prepare Week, so our goal is to hear faith stories about how others came to know Christ and get insight about how we tell our own story. I would love to invite you to join us. Let's kick things off in prayer."



Pray

Say something like: "Today, my friend, _____, is going to share about how they came to know Christ. It takes a lot of courage to stand up front and talk about Jesus, so please be respectful and listen as they share."

Student Faith Stories

Student Story #1 _____

Student Story #2 _____

Say something like: "Thank you for sharing, _____. Now let's take a minute to share some positive feedback about how they did. Also, feel free to ask them questions about their story."

Hand Out Faith Story Sheets

Today we are going to pass out a worksheet called "Your Faith Story". We are going to read aloud each step, explain, and give examples about how to create each part of your story. Please write down each part of your story and turn it in to a Student Leader. Please let a Student Leader know if you would like to share your story this year.

Create space to hand out "Your Faith Story" sheet and provide time to work on it.



Announcements

We are thankful for our speakers sharing today and really happy that you are here! Next week is Engage Week so invite as many people as you can to come and hear the Good News of Jesus.



Pray



Follow-Up

Be available to talk or pray with people.
Ask how you can walk with them on their Jesus journey.



Leader Tip

Take time to help the person sharing their faith story prepare and practice well.



YOUR FAITH STORY

Your story is one of the most important tools you have been given by God to share the Gospel with the world around you! The most powerful part of a testimony is explaining the "WHY" behind your decision to follow Christ. Before sharing your story for the first time, make sure to write it down, practice out loud, and pray that God would use your story as you share it!

1. START WITH A KEYWORD

The first step in writing down your faith story is choosing what keywords describe your life before Christ. Below is a list of emotions. Circle two or three that adequately describe how you felt as a result of a problem you faced without Christ in your life. You are not limited to this list, so feel free to choose a keyword of your own! This part helps keep your story compelling and on track.

alienated	depressed	hopeless	uncertain
alone	distrusting	hurt	unforgiving
angry	doubtful	insecure	unloved
apathetic	fearful	lonely	worthless
ashamed	frustrated	lost	
bitter	guilty	prideful	
confused	heartbroken	rejected	

2. SET UP THE BACKGROUND

Now describe the situation in which you came to face this problem and why your keyword describes the way you felt. It is more important to be honest than dramatic. This helps people to relate with your story personally and understand why we need God in our lives. If you need more space, continue on the back.

3. SHARE HOW JESUS ENTERED YOUR STORY

Now describe how you came to know Jesus. Be sure to describe that moment (or that process) if you can with adjectives that show how meaningful and impactful it was for you. Try to describe how Jesus touched your heart, and how you responded (such as asking Him to be your Lord and Savior). This part challenges people's idea of what God is like.

4. STATE THE IMPACT OF CHRIST ON YOUR LIFE

Now describe how Christ impacted your problem and your life. Use the emotion opposite of your keyword and share how Christ either reversed your problem or is continually giving you the power to overcome. This is the part that inspires your hearers to place their hope in Christ.



Disciple Tip

You are a living witness that Jesus is alive.

ENGAGE WEEK “THE CONVERSATION WITH GOD”



Engage Week

Engage your school with the Gospel story.

Do what Jesus did by sharing the Gospel story with your friends through words and actions.



Promo:

Remember to invite people.



Welcome:

Remember to create a welcoming environment.



Host

"Welcome to First Priority! We are glad you joined us! Today we are going to start off with a game to get to know each other better.



Game

Choose a game or funny video to play for 3-5 minutes to get people laughing and talking.

Say something like: "Today, my friend, _____, is going to share something that is very important to them. Please listen respectfully as it takes a lot of courage to speak in front of others. You all were given a "student response card" that looks like this (hold up a sample card) when you came in. Hold on to it and we will explain what it is for later."



Speaker

Gospel Discussion

“Good News”



Host

Invitation Options

1. Response Cards: If everyone would take a minute and think about what was shared today. If you decided to begin a relationship with Jesus today, then on your response card, simply check that box. Let us know so we can connect with you and answer any questions you may have. If you have questions or would like us to help you find a youth group to go to, check that box and we would love to connect with you.

2. Talk/Pray with Someone: If you would like to talk with a Student Leader or have them pray with you they would be glad to! Just catch one of them before you leave and let them know what impacted you today and how they can pray for you.



Announcements

Next week is Help Week! Start thinking now who you can invite to join you as we continue this conversation!



Pray



Follow-Up

Be available to talk or pray with people.
Ask how you can walk with them on their Jesus journey.



Leader Tip

Prepare and lead Engage Week remembering that this is someone's first impression of FP and the Gospel.



Today, I am sharing with you some good news. No matter what you have done or what you have been through, there is HOPE. Let me tell you about it.

1. God created our world to be a place of beauty and meaning.

He created each of us with purpose and identity. Every person you see in this room has been designed by God. Maybe you have a hard time seeing that. It's obvious - our world isn't perfect. We have wars and disease and natural disasters. You might also struggle to see the beauty or worth in yourself or in another person who has hurt you.

2. God's good plan was broken when sin entered the world.

Sin is anything - thought, word, action, or attitude - that breaks the peace, beauty, and meaning that God designed for us. All of us, at some point in our lives have made the decision to live independent of God's beautiful design. This has caused our relationship with God, others, and even our own lives to be broken.

3. Here's where the HOPE comes in.

God loves us and wants us to live in a relationship with Him. A relationship full of beauty and meaning. John 3:16 tells us what God did to bridge the gap and heal what sin has broken in our lives.

"For God loved the world so much that he gave his only Son so that anyone who believes in Him shall not perish but have eternal life."

4. Jesus took the consequences for all of the things you have ever done or will do that have broken His beautiful and meaningful design.

He took the consequences of sin through death by crucifixion even though he was completely innocent. That is not the end of the story though! He didn't stay dead. He was raised to life by the power of God after three days. His resurrection was proof that He was exactly who He claimed to be. God in the flesh who came to save us from our sins. Because of the resurrection of Jesus, we can have a relationship with God now and forever!

5. God wants a relationship with you.

Jesus overcame what sin has broken. He wants to restore you to a life designed with beauty and meaning. Jesus is inviting each of us to trust in Him because of the sacrifice He made for us on the cross. By trusting in the sacrifice Jesus made and confessing your faith in Him, you can begin a relationship with God now and forever. Making Jesus the authority of your life is the beginning of a life filled with beauty and meaning - the life God designed.

Here is a prayer you can use: God, I thank You for Your plan. I know that I have lived independent of your design for my life. I thank You for making a way for me to have a relationship with You. I accept the sacrifice of Jesus on my behalf and choose to follow Him now and forever.



Disciple Tip

Do what Jesus did by inviting others to your table.

STUDENT RESPONSE CARD

My response to the gospel message today
(please only check one):

- I want to start following Jesus **today**.
- I have **questions** about following Jesus.
- I am **already** a follower of Jesus.
- I would like to get connected to a youth group.

My Name _____

Cell # _____

Do you attend a church? _____

Who invited you to First Priority today? _____

The information you put on this card will be given to a student leader to follow up with you. Your information will not be stored or given to anyone else.

STUDENT RESPONSE CARD

My response to the gospel message today
(please only check one):

- I want to start following Jesus **today**.
- I have **questions** about following Jesus.
- I am **already** a follower of Jesus.
- I would like to get connected to a youth group.

My Name _____

Cell # _____

Do you attend a church? _____

Who invited you to First Priority today? _____

The information you put on this card will be given to a student leader to follow up with you. Your information will not be stored or given to anyone else.

STUDENT RESPONSE CARD

My response to the gospel message today
(please only check one):

- I want to start following Jesus **today**.
- I have **questions** about following Jesus.
- I am **already** a follower of Jesus.
- I would like to get connected to a youth group.

My Name _____

Cell # _____

Do you attend a church? _____

Who invited you to First Priority today? _____

The information you put on this card will be given to a student leader to follow up with you. Your information will not be stored or given to anyone else.

STUDENT RESPONSE CARD

My response to the gospel message today
(please only check one):

- I want to start following Jesus **today**.
- I have **questions** about following Jesus.
- I am **already** a follower of Jesus.
- I would like to get connected to a youth group.

My Name _____

Cell # _____

Do you attend a church? _____

Who invited you to First Priority today? _____

The information you put on this card will be given to a student leader to follow up with you. Your information will not be stored or given to anyone else.

FOLLOW-UP GUIDE

Following up with those who just committed their lives to Jesus or have questions is equally as important as sharing the Gospel! This guide will give you a few pointers on how to follow-up correctly.

SIX THINGS TO DO WHEN FOLLOWING UP

1. Determine how many and what kind of follow-up has been requested.

As soon as possible, read through the response cards after you have collected them and let your Coach know how many people committed their lives to Christ and how many students have questions or want someone to follow-up with them.

2. Organize the response card information.

Write down on the follow-up chart the names, response, and contact info of everyone who made decisions and requested to talk with someone.

3. Make contact within 24 hours with everyone who responded to the Gospel on Engage Week. This can be done by text message, personal conversation at school or social media, just remember to check with your parents for permission before contacting someone you do not know. The initial message should be something like this:

"Hello ____! My name is _____ and I saw that you came to First Priority club this week! We are really excited you came, and we hope you'll come back next week. I also noticed that you marked on your response card that you [prayed to begin a relationship with Christ] -or- [wanted to talk with someone about the Gospel] so I wanted to ask how I could help you. If you have questions about their responses, you can contact your Campus Coach for guidance."

4. Invite them to church! If they were invited by a friend to First Priority...

Ask that friend to invite them to youth group this week, since they are more likely to attend church with someone they know. If they plan to go to church for the first time, you can also ask your Coach to notify the Student Pastor that they will be having a new guest this week! Make sure to discard any response cards that you will not be needing for follow-up.

5. Offer a free Bible to those who prayed to receive Christ if Bibles are available through your First Priority club or church.

Make sure one is available before you offer and make sure they receive it if they accept.

6. Share Stories

Share any cool new salvation stories and new local youth group members with your Coach! He or she will want to celebrate with you about what God is doing through your club!

Student Name	Started following Jesus today.	Questions about following Jesus.	Wants to connect to youth group.	Follow-up dates and notes.
1.				
2.				
3.				
4.				
5.				
6.				
7.				
8.				
9.				
10.				
11.				
12.				



HOPE WEEKLY



THE CONVERSATION WITH BEST FRIENDS

Table of Contents


1. Planning Guide	pg. 1
2. Help Week	pg. 2
3. Help Tool Printout	pg. 4
4. Overcome Week	pg. 5
5. Prepare Week	pg. 7
6. Engage Week	pg. 8
7. Response Cards	pg. 10
8. Follow-Up Guide	pg. 11
9. Follow-Up Sheet	pg. 12


This guide is provided by First Priority of America, Inc. and requires a covenant relationship with (FPoA) to use the ideas, name, and logo(s). For more information about starting a First Priority movement in your community, contact (FPOA) at one of the locations below: 888-808-FPOA(3762) // www.FIRSTPRIORITY.club // admin@firstpriority.club. Quotes, resources, or references used in this guide are not the property of FPOA. Because we are multi-denominational, we use the ESV Bible to try to stay in the middle. Use whatever translation fits your church and student culture.


The ESV® Bible (The Holy Bible, English Standard Version®) copyright © 2001 by Crossway, a publishing ministry of Good News Publishers. ESV® Text Edition: 2011. The ESV® text has been reproduced in cooperation with and by permission of Good News Publishers. Unauthorized reproduction of this publication is prohibited. All rights reserved.


Planning Guide


Help Week:

 Promo:


 Welcome:
Have Help Tool ready and pass out.


 Host:


 Speaker:


 Follow-Up:


Overcome Week:

 Promo:


 Welcome:


 Host:
Choose game or video.


 Speaker:


 Follow-Up:


Prepare Week:

 Promo:


 Welcome:
Have Faith Story Sheets ready and pass out.


 Host:


 Student Speakers:


 Follow-Up:


Engage Week:

 Promo:

 Welcome:
Have response cards ready and hand out.

 Host:
Have game or video ready.

 Speaker:

 Follow-Up:

NOTES

HELP WEEK “THE CONVERSATION WITH BEST FRIENDS”



Help Week

Helping each other believe and share the Gospel story.

Practice being with Jesus through Scripture, prayer, and a practical way to believe and share the Gospel in everyday life.

Promo:

Remember to invite people.

Welcome:

Remember to create a welcoming environment.



Host

“Welcome to First Priority! We are glad you are here! This week is Help Week and our goal is to use Scripture and a tool to help us share our faith. Let’s start things off with prayer,”

Pray

Introduce Speaker: “We are glad you are here! Today my friend _____ is going to talk is going to share how a group of friends brought their friend to Jesus.”



Speaker



Help Tool: Salvation Bracelet (Handout and/or Kit)¹

Pass out the Salvation Bracelet Handout and/or kit to everyone who comes in. The Gospel discussion and Help Tool are designed to give you a basic understanding to believe, live, and share the Gospel.



Gospel Discussion

“The Conversation with Best Friends”



Host

Announcements

Next week is Overcome Week! Start thinking now about who you can invite to join you as we continue this conversation!

Pray



Follow-Up

Be available to talk or pray with people.
Ask how you can walk with them on their Jesus journey.



Leader Tip

Make sure you understand the Help Tool and Gospel discussion ahead of time.



Gospel Discussion

"The Conversation with Best Friends"



Highlight Scripture

Mark 2:5

"And when Jesus saw their faith, He said to the paralytic, "Son, your sins are forgiven."



Explain (Give context)

Do you remember meeting your best friend for the first time? You probably started talking because you had something in common. Eventually you trusted one another and shared personal stuff, the stuff only best friends know, right? There is probably nothing you wouldn't do for each other. How about sharing your faith? Have you had THAT conversation with them yet? In Mark chapter 2, we read about four friends that went to great lengths to bring their paralyzed friend to Jesus. " And many were gathered together, so that there was no more room, not even at the door. And He was preaching the Word to them. And they came, bringing to Him a paralytic carried by four men. And when they could not get near Him because of the crowd, they removed the roof above him, and when they had made an opening, they let down the bed on which the paralytic lay."

What! Don't you want to surround yourself with best friends like that? Are you willing to push past your fears, doubts, and insecurities so your best friend can get a glimpse of Jesus? Here is Jesus' response in verse 5: "And when Jesus saw THEIR faith, He said to the paralytic, " Son, your sins are forgiven."It wasn't their faith in each other that Jesus saw, it was their faith in Him that forgave their friend's sin. Wow! So, what is keeping you from grabbing your best friend by the hand and leading them through the crowd to Jesus? (Give students a chance to respond). Friends tell friends about Jesus and today we will use a new tool to start the conversation. Instead of making "friendship bracelets" we are going to make "salvation bracelets" to share the Gospel with our friends.



Apply

(See "Salvation Bracelet" handout for details)

Now that we read what our faith in Jesus can do let's make a bracelet to share with others. Start with a piece of string. Tie a knot 2 inches away from the end and begin building your bracelet starting with the yellow bead. (The bead represents the highlighted word). Follow along with the instructions and make it conversational as you add each bead.



Respond (Groups of 3-5)

Pair up and practice sharing the Gospel with the salvation bracelets and if time allows, make a second one to give to your best friend.



Bottom Line

Best friends tell their best friends about Jesus.



Disciple Tip

Who we become is shaped by who we befriend.

OVERCOME WEEK “THE CONVERSATION WITH BEST FRIENDS”



Overcome Week

Overcoming your fear of sharing the Gospel story.

Practice becoming like Jesus

by letting Him transform you from the inside out.



Promo:

Remember to invite people.



Welcome:

Remember to create a welcoming environment.



Host

Welcome to First Priority! Today is Overcome Week. Our goal is to learn how to overcome things that keep us from believing and sharing the Gospel in everyday life.



Pray

Say something like: We are glad you are here! Today my friend _____ is going to talk about how we can overcome fears of having a conversation with best friends.



Game

Choose a game or funny video to play for 3-5 minutes to get people laughing and talking.



Speaker

Gospel Discussion

“Overcoming Fear of the Conversation with Best Friends”



Host



Announcements

Next week is Prepare Week! Start thinking now who you can invite to join you as we continue this conversation!



Pray



Follow-Up

Be available to talk or pray with people. Ask how you can walk with them on their Jesus journey.



Leader Tip

Leaders turn obstacles into opportunities.



Gospel Discussion

“Overcoming Fear of the Conversation with Best Friends”



Highlight Scripture

Mark 5:19

“And He did not permit him but said to him, ‘Go home to your friends and tell them how much the Lord has done for you, and how He has had mercy on you.’”



Explain (Give context)

Best friends pretty much share just about everything right? We know each other far better than most people – and our best friends see us on our worst days and your best days. If you’ve ever been on a mission trip sharing the Gospel with strangers, you may have noticed that in some cases it was actually less stressful to share with a complete stranger than with someone who knows you extremely well. That’s because we have memories and history with our best friends, and sometimes that history doesn’t reflect Jesus, which makes the idea of sharing the Gospel awkward. In Mark 5, Jesus sets a man free who was possessed by evil. Seriously, this guy had more than just a few bad days – and even his friends couldn’t be around him. We know that he still had friends, but he had to live alone because of his condition. When Jesus set him free, the guy was so excited that he committed his life to LITERALLY follow Jesus everywhere. I guess he was excited that Jesus was willing to befriend him and set him free. Jesus, however, doesn’t give him the OK to travel changing the world by sharing the Good News with strangers. He tells him to go home and tell his FRIENDS what happened. Jesus knew that if people could see the difference between his current life and his former life that his story would be far more impactful to the people who knew him best.



Apply

Here are a few questions to ask yourself to make sure you are living up to your responsibility as a best friend. After all, why would you keep the BEST news from them?

#1 – Do my best friends know the truth about Jesus? Have I even asked them?

#2 – If not, have I ever taken the time to bravely share the Gospel with them?

#3 – What is keeping me from sharing? Am I afraid that they will point out something about my life that does not reflect the Gospel?

The challenge here is not to base your message on your own perfection, but on His mercy. That’s exactly what Jesus told the guy to say – “tell them how much the Lord has done for you, and how He has had mercy on you.”



Respond (Groups of 3-5)

Here is an example of how you could start a conversation with your closest friends.

(Best friend) “I was just thinking the other day that we’ve know each other a really long time. I’d feel really bad if I didn’t share with you the best thing that ever happened to me, but I want to do that because you’re super important to me. The truth is, I’m really trying to follow Jesus these days and a lot about me is changing because of Him. Jesus forgives, heals, saves, and sets people free, and honestly I just felt like I had so much to hide, but now I’m living totally different because of how amazing His love is. I don’t know everything yet but I’m learning and I just wanted to sort of invite you to know Him like I do. Maybe we could do that together?” (This would be a good time to explain your salvation bracelet).



Bottom Line

Your best friends need to hear the best news - the Gospel of Jesus.



Disciple Tip

The Holy Spirit is shaping your decisions and actions to become like Jesus.



PREPARE WEEK “THE CONVERSATION WITH BEST FRIENDS”



Prepare Week

Preparing your story of receiving the Gospel.

Understand the value of your faith story and **practice** sharing it.



Promo:

Remember to invite people.



Welcome:

Remember to create a welcoming environment.



Host

"Welcome to First Priority! We are glad that you are here! This week is Prepare Week, so our goal is to hear faith stories about how others came to know Christ and get insight about how we tell our own story. I would love to invite you to join us. Let's kick things off in prayer."



Pray

Cardboard Testimonies

Say something like: "Everyone get a piece of cardboard (or a blank sheet of paper) and a pencil, pen, or marker. Today we are going to write down a phrase that describes a personal struggle on one side, and another phrase that describes how you were or are being delivered from that struggle. All of the words need to be written big and bold enough that people can read them from a distance. Also, you can include Scripture or simple drawings to decorate more personally if you like."

Option #1 - Everyone holds up their cardboard with the struggle side displayed while someone gets their smartphone and films each person holding their sign. During this part, make sure the expression on your face is serious. Then, everyone turn their sign over to display the other part of your testimony. Film each person smiling and displaying their cardboard. You can edit your video later and show it to the club next Prepare Week!

Option #2 – Going around the room, each person shows their sign to the club and talks about why they chose their phrases and how God worked in their lives.



Announcements

Thank you everyone for being here today! Next week is Engage Week so invite as many people as you can to come and hear the Good News of Jesus.



Pray



Follow-Up

Be available to talk or pray with people.
Ask how you can walk with them on their Jesus journey.



Leader Tip

Everyone on the leader team should be intentional about connecting with new people who come in.



ENGAGE WEEK “THE CONVERSATION WITH BEST FRIENDS”



Engage Week

Engage your school with the Gospel story.

Do what Jesus did by sharing the Gospel story with your friends through words and actions.



Promo:

Remember to invite people.



Welcome:

Remember to create a welcoming environment.



Host

"Welcome to First Priority! We are glad you joined us! Today we are going to start off with a game to get to know each other better."



Game

Choose a game or funny video to play for 3-5 minutes to get people laughing and talking.

Say something like: "Today, my friend, _____, is going to share something that is very important to them. Please listen respectfully as it takes a lot of courage to speak in front of others. You all were given a "student response card" that looks like this (hold up a sample card) when you came in. Hold on to it and we will explain what it is for later."



Speaker

Gospel Discussion

“My Life As A Jesus Follower”



Host

Invitation Options

1. Response Cards: If everyone would take a minute and think about what was shared today. If you decided to begin a relationship with Jesus today, then on your response card, simply check that box. Let us know so that we can connect with you and answer any questions you may have. If you have questions or would like us to help you find a youth group to go to, check that box and we would love to connect with you.

2. Talk/Pray with Someone: If you would like to talk to a Student Leader or have them pray with you they would be glad to! Just catch one of them before you leave and let them know what impacted you today and how they can pray for you.



Announcements

Next week is Help Week! Start thinking now who you can invite to join you as we continue the conversation!



Pray



Follow Up

Be available to talk or pray with people.
Ask how you can walk with them on their Jesus journey.



Leader Tip

Meet before Engage Week to make sure everything is planned and you have everything you need.





Gospel Discussion

“My Life As A Jesus Follower”

Your Life Before Meeting Jesus

Question to Answer: What was my life like before I was changed by Jesus?

This time is spent introducing yourself to your audience. Tell them your name, where you're from, what are some of your favorite hobbies, what is your most embarrassing moment, etc. This time could also be a chance to share a hardship or difficult time in your life. Being vulnerable to share the darkest moments of your story helps connect you to the audience. More than likely, there are people listening to you that have been through the same thing or even worse. Be transparent as you share.

Meeting Jesus

Question to Answer: How did I come to know Jesus?

Meeting Jesus is more about just going to a church. What was the moment like when you realized that you needed Jesus? Was there someone that helped you with that decision? Was there a song or certain passage from the Bible that really helped you? What did your decision to follow Jesus actually look like? How did you feel in that moment?

Your Life After Meeting Jesus

Question to Answer: What is your life like now that Jesus is in your life?

2 Corinthians 5:17 says that if anyone is in Christ, they are a new creation. So, what is new about you? What has drastically changed in your life? Use this time to reference the things you talked about in the first section. What are you currently pursuing in your life that helps you follow Jesus? Were there any relationships that changed because of the Gospel? What is different about you? If there is one thing you'd like your audience to know about Jesus, what would it be?

Things to Remember

1. Be sure to clearly state your understanding of the Gospel through your story (ex: Jesus came to earth, He died as a man for me, He rose to life and lives in me today).
2. Write out what you want to say. Read it. Edit. Repeat. This will help you simplify and clearly communicate what you want to do.
3. Be bold. Allow God to speak through you.



Disciple Tip

Doing what Jesus did means meeting people where they are.

STUDENT RESPONSE CARD

My response to the gospel message today
(please only check one):

- I want to start following Jesus **today**.
- I have **questions** about following Jesus.
- I am **already** a follower of Jesus.

My Name _____

Cell # _____

Do you attend a church? _____

Who invited you to First Priority today? _____

The information you put on this card will be given to a student leader to follow up with you. Your information will not be stored or given to anyone else.

STUDENT RESPONSE CARD

My response to the gospel message today
(please only check one):

- I want to start following Jesus **today**.
- I have **questions** about following Jesus.
- I am **already** a follower of Jesus.

My Name _____

Cell # _____

Do you attend a church? _____

Who invited you to First Priority today? _____

The information you put on this card will be given to a student leader to follow up with you. Your information will not be stored or given to anyone else.

STUDENT RESPONSE CARD

My response to the gospel message today
(please only check one):

- I want to start following Jesus **today**.
- I have **questions** about following Jesus.
- I am **already** a follower of Jesus.

My Name _____

Cell # _____

Do you attend a church? _____

Who invited you to First Priority today? _____

The information you put on this card will be given to a student leader to follow up with you. Your information will not be stored or given to anyone else.

STUDENT RESPONSE CARD

My response to the gospel message today
(please only check one):

- I want to start following Jesus **today**.
- I have **questions** about following Jesus.
- I am **already** a follower of Jesus.

My Name _____

Cell # _____

Do you attend a church? _____

Who invited you to First Priority today? _____

The information you put on this card will be given to a student leader to follow up with you. Your information will not be stored or given to anyone else.

FOLLOW-UP GUIDE

Following up with those who just committed their lives to Jesus or have questions is equally as important as sharing the Gospel! This guide will give you a few pointers on how to follow-up correctly.

SIX THINGS TO DO WHEN FOLLOWING UP

1. Determine how many and what kind of follow-up has been requested.

As soon as possible, read through the response cards after you have collected them and let your Coach know how many people committed their lives to Christ and how many students have questions or want someone to follow up with them.

2. Organize the response card information.

Write down on the follow-up chart the names, response, and contact info of everyone who made decisions and requested to talk with someone.

3. Make contact within 24 hours with everyone who responded to the Gospel on Engage Week. This can be done by text message, personal conversation at school, or social media, just remember to check with your parents for permission before contacting someone you do not know. The initial message should be something like this:

"Hello ____! My name is _____ and I saw that you came to First Priority club this week! We are really excited you came, and we hope you'll come back next week. I also noticed that you marked on your response card that you [prayed to begin a relationship with Christ] -or- [wanted to talk with someone about the Gospel] so I wanted to ask how I could help you. If you have questions about their responses, you can contact your Campus Coach for guidance.

4. Invite them to church! If they were invited by a friend to First Priority...

Ask that friend to invite them to youth group this week, since they are more likely to attend church with someone they know. If they plan to go to church for the first time, you can also ask your Coach to notify the Student Pastor that they will be having a new guest this week! Make sure to discard any response cards that you will not be needing for follow-up.

5. Offer a free Bible to those who prayed to receive Christ if Bibles are available through your First Priority club or church.

Make sure one is available before you offer and make sure they receive it if they accept.

6. Share Stories

Share any cool new salvation stories and new local youth group members with your Coach! He or she will want to celebrate with you about what God is doing through your club!

Student Name	Started following Jesus today.	Questions about following Jesus.	Wants to connect to youth group.	Follow-up dates and notes.
1.				
2.				
3.				
4.				
5.				
6.				
7.				
8.				
9.				
10.				
11.				
12.				



HOPE WEEKLY



**THE CONVERSATION
WITH PEERS**

Table of Contents

1. Planning Guide	pg. 1
2. Help Week	pg. 2
3. Help Tool Printout	pg. 4
4. Overcome Week	pg. 5
5. Prepare Week	pg. 7
6. Engage Week	pg. 8
7. Response Cards	pg. 10
8. Follow-Up Guide	pg. 11
9. Follow-Up Sheet	pg. 12

This guide is provided by First Priority of America, Inc. and requires a covenant relationship with (FPoA) to use the ideas, name, and logo(s). For more information about starting a First Priority movement in your community, contact (FPOA) at one of the locations below: 888-808-FPOA(3762) // www.FIRSTPRIORITY.club // admin@firstpriority.club. Quotes, resources, or references used in this guide are not the property of FPOA. Because we are multi-denominational, we use the ESV Bible to try to stay in the middle. Use whatever translation fits your church and student culture.

The ESV® Bible (The Holy Bible, English Standard Version®) copyright © 2001 by Crossway, a publishing ministry of Good News Publishers. ESV® Text Edition: 2011. The ESV® text has been reproduced in cooperation with and by permission of Good News Publishers. Unauthorized reproduction of this publication is prohibited. All rights reserved.

Planning Guide

Help Week:



Promo:



Welcome:

Have Help Tool ready and pass out.



Host:



Speaker:



Follow-Up:

Overcome Week:



Promo:



Welcome:



Host:

Choose game or video ready.



Speaker:



Follow-Up:

Prepare Week:



Promo:



Welcome:

Have Faith Story Sheets ready and pass out.



Host:

Student Speakers:



Follow-Up:

Engage Week:



Promo:



Welcome:

Have response cards ready and hand out.



Host:

Have game or video ready.



Speaker:



Follow-Up:

NOTES

HELP WEEK “THE CONVERSATION WITH PEERS”



Help Week

Helping each other believe and share the Gospel story.

Practice being with Jesus through Scripture, prayer, and a practical way to believe and share the Gospel in everyday life.



Promo:
Remember to invite people.



Welcome:
Remember to create a welcoming environment.



Host

”Welcome to First Priority! We are glad that you are here! This week is Help Week and our goal is to use Scripture and a tool to help us share our faith. Let’s start things off with prayer.”



Pray

Introduce Speaker: We are glad you are here! Today my friend _____ is going to talk about the conversation with peers.”



Speaker



Help Tool: Prayer, Care, Share

Pass out Prayer, Care, Share Handout to everyone who comes in.

The Gospel discussion and Help Tool are designed to give you a basic understanding to believe, live, and share the Gospel.



Gospel Discussion

“The Conversation with Peers”



Host



Announcements

Next week is Overcome Week! Start thinking now who you can invite to join you as we continue this conversation!



Pray



Follow-Up

Be available to talk or pray with people.
Ask how you can walk with them on their Jesus journey.



Leader Tip

Ask your Club Coach or church if you need extra resources.





Gospel Discussion

"The Conversation with Peers"



Highlight Scripture

Matthew 14:13-14

"Now when Jesus heard this, He withdrew from there in a boat to a desolate place by Himself. But when the crowds heard it, they followed Him on foot from the towns. When He went ashore He saw a great crowd, and He had compassion on them and healed their sick."



Explain (Give context)

A great leader once said, "people don't care how much you know, until they know how much you care." I would agree! Can you think of a time that someone showed you how much they cared about you? (Give people a chance to answer or share a time someone cared about you).

Before we share the Good News with our peers, we should first show them how much we care about them. Jesus is the perfect example of how to pray, care, and share the Good News with others. Matthew, one of Jesus' disciples, told us about Jesus' life and how He prayed, cared, and shared the Good News of the Kingdom of God with people He lived around and was acquainted with.

Pray Jesus spent time alone talking to God about people, before He talked to people about God. This is a great place for us to start. When we pray for our peers, God prepares our hearts to share the Good News of Jesus.

Care Jesus cared for the people around Him. Jesus often healed the sick, fed the hungry and helped the hurting. In the same way, we must love those we are trying to reach. We do this by listening to them and caring for them. They are not projects, they are people!

Share Jesus had Good News to tell people about God's Kingdom and how to begin a relationship with God now and forever. After praying and caring for our peers, we should share this Good News with them. A restored relationship with God is the absolute best news on the planet! So, you don't have to be afraid to ask them to trust Jesus with their lives and follow Him now and forever.



Apply

You can practice living like Jesus today through the "Cause Circle" example of praying, caring, and sharing. Let's practice the way of Jesus by taking time to be intentional about who we will pray for, care for, and share the Good News with.

Pass out the "Cause Circle" sheets.



Respond (Groups of 3-5)

Use the "Cause Circle" Help Tool to write down peers that you want to pray, care, and share the Good News of Jesus with.

Create space and time to pray for the names you write down and ask God to show you ways to care for them and confidence to share the Good News of Jesus with them.



Bottom Line

Jesus taught us how to pray, care, and share the Good News with others.



Disciple Tip

Being with Jesus through Scripture reveals the heart of Jesus.

THE Cause Circle

Who is God prompting you to **Pray** for, **Care** for, and **Share** the Gospel with? Write their names on the lines below.



THE Cause Circle

Who is God prompting you to **Pray** for, **Care** for, and **Share** the Gospel with? Write their names on the lines below.



THE Cause Circle

Who is God prompting you to **Pray** for, **Care** for, and **Share** the Gospel with? Write their names on the lines below.



THE Cause Circle

Who is God prompting you to **Pray** for, **Care** for, and **Share** the Gospel with? Write their names on the lines below.



OVERCOME WEEK “THE CONVERSATION WITH PEERS”



Overcome Week

Overcoming your fear of sharing the Gospel story.

Practice becoming like Jesus

by letting Him transform you from the inside out.



Promo:

Remember to invite people.



Welcome:

Remember to create a welcoming environment.



Host

Welcome to First Priority! Today is Overcome Week. Our goal is to learn how to overcome things that keep us from believing and sharing the Gospel in everyday life.



Pray

Say something like: We are glad you are here! Today my friend _____ is going to talk about how we can overcome fears of having a conversation with our Peers.



Game

Choose a game or funny video to play for 3-5 minutes to get people laughing and talking.



Speaker

Gospel Discussion

“Overcoming Fear of the Conversation with Peers”



Host



Announcements

Next week is Prepare Week! Start thinking now who you can invite to join you as we continue this conversation!



Pray



Follow-Up

Be available to talk or pray with people. Ask how you can walk with them on their Jesus journey.



Leader Tip

A leader is one who knows the way, goes the way, and shows the way.



Gospel Discussion

”Overcoming the Fear of a Conversation with Peers”



Highlight Scripture

Acts 17:32-34a

“Now when they heard of the resurrection of the dead, some mocked. But others said, “We will hear you again about this.” So Paul went out from their midst. But some men joined him and believed...”



Explain (Give context)

If you really follow Jesus, there will come a time that you will be challenged to put faith into practice by doing something outside your comfort zone. I’m sure you are comfortable sharing most of your thoughts with your close friends, but how comfortable are you expressing your viewpoint to those who don’t know you as well? (Peers are people who know you through a few interactions or reputation only). What if Jesus challenged YOU to share the truth with someone who has a reputation for being strongly against your beliefs? How comfortable would you be in that situation?

The Apostle Paul had plenty of close friends – but those weren’t the only people he engaged in conversation with about the Gospel. In Athens, he encountered a huge opportunity to share the truth with a large group of people who were just as smart as him (possibly even smarter) but had little in common with his viewpoint. Right then and there, he decided to accept the Gospel challenge and make the case for Christ in public. Brave, right?

And – get this – the results weren’t that impressive. He tried his hardest to reason with everyone, but his incredible presentation didn’t win them all to Christ. Some made fun of him, some wanted to hear more, and some followed Jesus. Sound familiar yet? That’s right, his “Engage Week” went like many of ours. But, the most important thing was that he ACCEPTED the challenge over and over. And each time he did, he learned something and so did the people he engaged in conversation with about the Gospel.



Apply

Have you ever accepted the challenge to share the message of Jesus with your peers? What are some good ways to lead a conversation with a peer in the direction of the Gospel? (Let students answer). When sharing with someone who doesn’t agree with your view, it’s always important to find something that you hold in common and work from there. Sharing the Gospel is not just about talking, but also listening.



Respond

(Groups of 3-5)

Here are two examples of how you could start a conversation with a peer.

“Hi (name of peer) – I noticed something _____ when you were talking to a group of friends yesterday - you mentioned something about your belief in _____ and I thought what you said was so interesting that I wanted to ask you about it. How did you come to that conclusion? I think it’s really interesting to discuss different viewpoints and I wanted to get your take on that.”

“Hi (name of peer) – I was just thinking today about the fact that we had this one class together all last semester and I never really took the time to get to know you better. I mean, I know a little about you, but I don’t think I’ve ever asked you about your views on things. How would you describe yourself and maybe your views on things like spiritual stuff?”

Sometimes the win of a Gospel conversation is what we learned from it.



Disciple Tip

The most important thing in your life is not what you do; it is who you become.

PREPARE WEEK "THE CONVERSATION WITH PEERS"



Prepare Week

Preparing your story of receiving the Gospel.

Understand the value of your faith story and **practice** sharing it.



Host

"Welcome to First Priority! We are glad that you are here! This week is Prepare Week, so our goal is to hear faith stories about how others came to know Christ and get insight about how we tell our own story. I would love to invite you to join us to kick things off in prayer."



Pray

Worst Case Scenario

Write down several viewpoints that are opposed to the Gospel on a piece of paper and cut each one out with scissors.

Fold each piece of paper in half and put them in a bowl. The viewpoints can be something like this: [I don't believe in God, I'm not sure if there is or isn't a God, I think all religions are correct, I think I'm basically a good person and don't need salvation, I think all religions are wrong, I have a hard time believing God is good because bad things happen, I think there is no point to life except to have as much fun as possible, I think everything is meaningless and without purpose, I believe in a God but I'm not so sure about Jesus.]

Select six or eight people to come up to the front and divide into two teams. Flip a coin to see who will share their testimony and/or the Gospel first. At the start of the first round, one person from each team will face each other. The team that won the coin toss will go first select a teammate to prepare to share their testimony and/or the Gospel with a member of the other team.

A selected person from the other team will then draw a piece of paper from the bowl. Whatever the paper says, they have to role play as that viewpoint and use it to disagree with the person sharing their testimony and/or the Gospel. You must start the conversation as if you have just run into each other during the school day and you've got some free time to talk. The person sharing their testimony will start the conversation, and the other person will try to use their viewpoint to distract, reject, or argue in a "worst case scenario" for the Gospel presenter. The conversation can be humorous, but make sure to keep it honest enough that it could but make sure to keep it honest enough that it could actually happen in real life. Each round will last 6 minutes. After each round, the opposing team gets to share the truth while the other opposes them. Points can be awarded each round by the club coach to each team, but this is optional.



Announcements

Thank you everyone for being here today! Next week is Engage Week so invite as many people as you can to come and hear the Good News of Jesus.



Pray



Follow-Up

Be available to talk or pray with people.
Ask how you can walk with them on their Jesus journey.



Promo:

Remember to invite people.



Welcome:

Remember to create a welcoming environment.



Leader Tip

Everyone on the leader team should be intentional about connecting with new people who come in.



ENGAGE WEEK “THE CONVERSATION WITH PEERS”



Engage Week

Engage your school with the Gospel story.

Do what Jesus did by sharing the Gospel story with your friends through words and actions.



Promo:

Remember to invite people.



Welcome:

Remember to create a welcoming environment.



Host

"Welcome to First Priority! We are glad you joined us! Today we are going to start off with a game to get to know each other better.



Game

Choose a game or funny video to play for 3-5 minutes to get people laughing and talking.

Say something like: "Today, my friend, _____, is going to share something that is very important to them. Please listen respectfully as it takes a lot of courage to speak in front of others. You all were given a "student response card" that looks like this (hold up a sample card) when you came in. Hold on to it and we will explain what it is for later."



Speaker



Gospel Discussion

THE FOUR

“The Four”



Host

Invitation Options

1. Response Cards: If everyone would take a minute and think about what was shared today. If you decided to begin a relationship with Jesus today, then on your response card, simply check that box. Let us know so that we can connect with you and answer any questions you may have. If you have questions or would like us to help you find a youth group to go to, check that box and we would love to connect with you.

2. Talk/Pray with Someone: If you would like to talk to a Student Leader or have them pray with you they would be glad to! Just catch one of them before you leave and let them know what impacted you today and how they can pray for you.



Announcements

Next week is Help Week! Start thinking now who you can invite to join you as we continue this conversation!



Pray



Follow-Up

Be available to talk or pray with people.
Ask how you can walk with them on their Jesus journey.



Leader Tip

Leaders empower others to become the best version of themselves.





God totally loves you! His love is boundless and unconditional. The love of God has shown itself through Jesus Christ. This loving God can be experienced, He is real and He wants nothing more than for you to experience His love personally and to discover the purpose of your life in your relationship with Him.

1 John 4:16

”So we have come to know and to believe the love that God has for us. God is love, and whoever abides in love abides in God, and God abides in Him.“



Unfortunately, we do not experience God’s love because we ignore Him. We search everywhere for meaning and fulfillment – but not with God. We don’t trust Him and do not think that He wants the best for us. Going our own way and the selfish actions that result from it are what the Bible calls sin. Sin damages and destroys our relationships with others. Sin keeps us from living the fulfilling life that God intends for us.

Romans 3:23-24

”for all have sinned and fall short of the glory of God, and are justified by his grace as a gift, through the redemption that is in Christ Jesus,“



Our sin and our selfish actions do not stop God from loving us. He even became a human being in Jesus Christ and gave His life for us. He took our place on the cross, bearing all the consequences of sin Himself. Jesus died – but He rose to life again. He offers us peace with God and a personal relationship with Him. Through faith in Jesus, we can experience God’s love daily, discover our purpose, and have eternal life after death.

John 3:16

”For God so loved the world, that he gave his only Son, that whoever believes in Him should not perish but have eternal life.“



God has already done everything to show us how much He loves us. Through Jesus Christ, He offers us fulfillment and eternal life. We can talk to God directly – we call it “prayer” – to ask for forgiveness for living our lives without Him. We can choose to live with God by trusting Jesus Christ from now on. How will you decide?

John 1:12

”But to all who did receive Him, who believed in His name, He gave the right to become children of God.“

Pray: God, I know that even though I haven’t fully experienced Your love for me, that You love me no matter what. Today I am choosing to follow Jesus now and forever. In Jesus name. Amen.



Disciple Tip

Everyone will know that you are Jesus’ disciples because of the way you love each other.

FOLLOW-UP GUIDE

Following up with those who just committed their lives to Jesus or have questions is equally as important as sharing the Gospel! This guide will give you a few pointers on how to follow-up correctly.

SIX THINGS TO DO WHEN FOLLOWING UP

1. Determine how many and what kind of follow-up has been requested.

As soon as possible, read through the response cards after you have collected them and let your Coach know how many people committed their lives to Christ and how many students have questions or want someone to follow up with them.

2. Organize the response card information.

Write down on the follow-up chart the names, response, and contact info of everyone who made decisions and requested to talk with someone.

3. Make contact within 24 hours with everyone who responded to the Gospel on Engage Week.

This can be done by text message, personal conversation at school, or social media, just remember to check with your parents for permission before contacting someone you do not know. The initial message should be something like this:

"Hello _____! My name is _____ and I saw that you came to First Priority club this week! We are really excited you came, and we hope you'll come back next week. I also noticed that you marked on your response card that you [prayed to begin a relationship with Christ] -or- [wanted to talk with someone about the Gospel] so I wanted to ask how I could help you. If you have questions about their responses, you can contact your Campus Coach for guidance"

4. Invite them to church! If they were invited by a friend to First Priority...

Ask that friend to invite them to youth group this week, since they are more likely to attend church with someone they know. If they plan to go to church for the first time, you can also ask your Coach to notify the Student Pastor that they will be having a new guest this week! Make sure to discard any response cards that you will not be needing for follow-up.

5. Offer a free Bible to those who prayed to receive Christ if Bibles are available through your First Priority club or church.

Make sure one is available before you offer and make sure they receive it if they accept.

6. Share Stories

Share any cool new salvation stories and new local youth group members with your Coach! He or she will want to celebrate with you about what God is doing through your club!

STUDENT RESPONSE CARD

My response to the gospel message today

(please only check one):

- I want to start following Jesus **today**.
- I have **questions** about following Jesus.
- I am **already** a follower of Jesus.
- I would like to get connected to a youth group.

My Name _____

Cell # _____

Do you attend a church? _____

Who invited you to First Priority today? _____

The information you put on this card will be given to a student leader to follow up with you. Your information will not be stored or given to anyone else.

STUDENT RESPONSE CARD

My response to the gospel message today

(please only check one):

- I want to start following Jesus **today**.
- I have **questions** about following Jesus.
- I am **already** a follower of Jesus.
- I would like to get connected to a youth group.

My Name _____

Cell # _____

Do you attend a church? _____

Who invited you to First Priority today? _____

The information you put on this card will be given to a student leader to follow up with you. Your information will not be stored or given to anyone else.

STUDENT RESPONSE CARD

My response to the gospel message today

(please only check one):

- I want to start following Jesus **today**.
- I have **questions** about following Jesus.
- I am **already** a follower of Jesus.
- I would like to get connected to a youth group.

My Name _____

Cell # _____

Do you attend a church? _____

Who invited you to First Priority today? _____

The information you put on this card will be given to a student leader to follow up with you. Your information will not be stored or given to anyone else.

STUDENT RESPONSE CARD

My response to the gospel message today

(please only check one):

- I want to start following Jesus **today**.
- I have **questions** about following Jesus.
- I am **already** a follower of Jesus.
- I would like to get connected to a youth group.

My Name _____

Cell # _____

Do you attend a church? _____

Who invited you to First Priority today? _____

The information you put on this card will be given to a student leader to follow up with you. Your information will not be stored or given to anyone else.

Student Name	Started following Jesus today.	Questions about following Jesus.	Wants to connect to youth group.	Follow-up dates and notes.
1.				
2.				
3.				
4.				
5.				
6.				
7.				
8.				
9.				
10.				
11.				
12.				



HOPE WEEKLY



**THE CONVERSATION
WITH FOLLOWERS**

Table of Contents

1. Planning Guide	pg. 1
2. Help Week	pg. 2
3. Help Tool Printout	pg. 4
4. Overcome Week	pg. 5
5. Prepare Week	pg. 7
6. Engage Week	pg. 8
7. Response Cards	pg. 10
8. Follow-Up Guide	pg. 11
9. Follow-Up Sheet	pg. 12

This guide is provided by First Priority of America, Inc. and requires a covenant relationship with (FPoA) to use the ideas, name, and logo(s). For more information about starting a First Priority movement in your community, contact (FPOA) at one of the locations below: 888-808-FPOA(3762) // www.FIRSTPRIORITY.club // admin@firstpriority.club. Quotes, resources, or references used in this guide are not the property of FPOA. Because we are multi-denominational, we use the ESV Bible to try to stay in the middle. Use whatever translation fits your church and student culture.

The ESV® Bible (The Holy Bible, English Standard Version®) copyright © 2001 by Crossway, a publishing ministry of Good News Publishers. ESV® Text Edition: 2011. The ESV® text has been reproduced in cooperation with and by permission of Good News Publishers. Unauthorized reproduction of this publication is prohibited. All rights reserved.

Planning Guide

Help Week:



Promo:



Welcome:

Have Help Tool ready and pass out.



Host:



Speaker:



Follow-Up:

Overcome Week:



Promo:



Welcome:



Host:

Choose game or video ready.



Speaker:



Follow-Up:

Prepare Week:



Promo:



Welcome:

Have Faith Story Sheets ready and pass out.



Host:

Student Speakers:



Follow-Up:

Engage Week:



Promo:



Welcome:

Have response cards ready and hand out.



Host:

Have game or video ready.



Speaker:



Follow-Up:

NOTES

HELP WEEK “THE CONVERSATION WITH FOLLOWERS”



Help Week

Helping each other believe and share the Gospel story.

Practice being with Jesus through Scripture, prayer, and a practical way to believe and share the Gospel in everyday life.



Promo:

Remember to invite people.



Welcome:

Remember to create a welcoming environment.



Host

”Welcome to First Priority! We are glad that you are here! This week is Help Week and our goal is to use scripture and a tool to help us share our faith. Let’s start things off with prayer,”



Pray

Introduce Speaker: We are glad you are here ! Today my friend _____ is going to talk about setting a good example to reach your followers with the Good News of Jesus.”



Speaker



Help Tool: Hand Gospel

Practice the Help Tool before the club and **pass out the Hand Gospel** to everyone who comes in. The Gospel discussion and Help Tool are designed to give you a basic understanding to believe, live, and share the Gospel.



Gospel Discussion

“The Conversation with Followers”



Host



Announcements

Next week is Overcome Week! Start thinking now who you can invite to join you as we continue this conversation!



Pray



Follow-Up

Be available to talk or pray with people.
Ask how you can walk with them on their Jesus journey.



Leader Tip

Make sure the Student Leader Team has communicated well.





Gospel Discussion

“The Conversation with Peers”



Highlight Scripture

1 Timothy 4:12

“Let no one despise you for your youth, but set the believers an example in speech, in conduct, in love, in faith, in purity.”



Explain (Give context)

Do you have followers? I don't mean the ones on Instagram or Twitter. I'm talking about your “circle of influence”. For example: a younger sibling or cousin, someone that admires you, or someone that chooses your values or ideas whether they believe them or not. That is a follower.

How does it make you feel knowing that you are setting an example, good or bad, to your followers? (Allow a few students to respond.) In First Timothy, chapter 4 verse 12, the apostle Paul instructs Timothy on how to respond to that. “Let no one despise you for your youth, but set the believers an example in speech, in conduct, in love, in faith, in purity.”

So how do you as a believer set an example to your followers when it comes to your faith? First, Paul reminds Timothy about his speech. How you use your words matter, people are listening. Second is your conduct. How do you behave around your “circle of influence”? Someone is watching. The third and fourth go hand in hand; in love and in faith. Do you love those who follow you? Do you love them enough to share your faith?

Today we are going to use our hand to share the Gospel with our followers so that when we are done, we will have set an example by sharing our faith, in love.



Apply

Some relationships start with a simple handshake. Let's use our hands to share with our followers how to begin a relationship with Jesus (See “Hand Gospel” handout for instructions).

- Thumb** – Good News (John 3:16)
- Pointer** – One Problem, Sin (Romans 3:23)
- Middle** – Christ died on the Cross (Romans 5:8)
- Ring** – Believe and Commit (Romans 10:9-10)
- Little** – A little act of Faith (Ephesians 2:8-9)
- Palm** – Secure and safe in the hand of God (John 10:27-29)



Respond (Groups of 3-5)

Pair up and practice sharing the Gospel with your hand.



Bottom Line

Your life is the Gospel that your followers are seeing.















Disciple Tip

Practice being with Jesus by setting aside time each day to pray.



HELP TOOL – HAND GOSPEL HANDOUT “THE CONVERSATION WITH FOLLOWERS”

HAND GOSPEL	
	First, put your thumb up and say, “I’ve got Good News!” John 3:16 says “For God so loved the world, that He gave His only Son, that whoever believes in Him should not perish but have eternal life.” It is a FREE gift and available RIGHT NOW! What stands in our way of receiving this FREE gift?
	Second, put your pointer finger up and say, “There is ONE PROBLEM. ” Sin! Romans 3:23 “All have sinned..” We cannot save ourselves. We deserve death and hell. God is loving but just. He must punish sin but has provided us forgiveness.
	Third, point to your middle finger and say, “Christ died on the cross.” Romans 5:8 “While we were still sinners...Christ died for us.” He DIED , was BURIED , and AROSE . To receive Eternal Life , we must repent and ask Jesus to forgive us.
	Fourth, point to your ring finger and say, “Just believe and Commit.” Confess, Repent, and Commit! Romans 10:9-10 “If you confess with your mouth Jesus is Lord and believe in your heart that God raised Him from the dead, you shall be saved; for with the heart man believes resulting in righteousness and with the mouth he confesses, resulting in salvation.” Believe it & Speak it! Jesus is received by faith.
	Fifth, show your little finger and say: Just a little, simple act of FAITH is all it takes to trust in Jesus. Ephesians 2:8-9 says “For by Grace you are saved through faith, and that not of yourselves, it is a gift of God; not a result of works, that no one should boast.” This is God’s redemption at Jesus’ expense. Trust in Jesus now. Surrender to Him and give Him control of your life.
	Sixth, point to the palm of your hand and say: We are secure and safe in the hand of God! John 10:27-29 says, “..I give eternal life to my sheep and they will never perish; and no one can snatch them out of my hand...” The devil cannot steal you either. Does this all make sense? Would you be willing to trust and receive Jesus right now as your Savior? Pray with me!

HAND GOSPEL	
	First, put your thumb up and say, “I’ve got Good News!” John 3:16 says “For God so loved the world, that He gave His only Son, that whoever believes in Him should not perish but have eternal life.” It is a FREE gift and available RIGHT NOW! What stands in our way of receiving this FREE gift?
	Second, put your pointer finger up and say, “There is ONE PROBLEM. ” Sin! Romans 3:23 “All have sinned..” We cannot save ourselves. We deserve death and hell. God is loving but just. He must punish sin but has provided us forgiveness.
	Third, point to your middle finger and say, “Christ died on the cross.” Romans 5:8 “While we were still sinners...Christ died for us.” He DIED , was BURIED , and AROSE . To receive Eternal Life , we must repent and ask Jesus to forgive us.
	Fourth, point to your ring finger and say, “Just believe and Commit.” Confess, Repent, and Commit! Romans 10:9-10 “If you confess with your mouth Jesus is Lord and believe in your heart that God raised Him from the dead, you shall be saved; for with the heart man believes resulting in righteousness and with the mouth he confesses, resulting in salvation.” Believe it & Speak it! Jesus is received by faith.
	Fifth, show your little finger and say: Just a little, simple act of FAITH is all it takes to trust in Jesus. Ephesians 2:8-9 says “For by Grace you are saved through faith, and that not of yourselves, it is a gift of God; not a result of works, that no one should boast.” This is God’s redemption at Jesus’ expense. Trust in Jesus now. Surrender to Him and give Him control of your life.
	Sixth, point to the palm of your hand and say: We are secure and safe in the hand of God! John 10:27-29 says, “..I give eternal life to my sheep and they will never perish; and no one can snatch them out of my hand...” The devil cannot steal you either. Does this all make sense? Would you be willing to trust and receive Jesus right now as your Savior? Pray with me!

OVERCOME WEEK “THE CONVERSATION WITH FOLLOWERS”



Overcome Week

Overcoming your fear of sharing the Gospel story.

Practice becoming like Jesus

by letting Him transform you from the inside out.



Promo:

Remember to invite people.



Welcome:

Remember to create a welcoming environment.



Host

Welcome to First Priority! Today is Overcome Week. Our goal is to learn how to overcome things that keep us from believing and sharing the Gospel in everyday life.



Pray

Say something like: We are glad you are here! Today my friend _____ is going to talk about how we can overcome fears of having a conversation with Followers.



Game

Choose a game or funny video to play for 3-5 minutes to get people laughing and talking.



Speaker

Gospel Discussion

“Overcoming Fear of the Conversation with Followers”



Host



Announcements

Next week is Prepare Week! Start thinking now who you can invite to join you as we continue this conversation!



Pray



Follow-Up

Be available to talk or pray with people. Ask how you can walk with them on their Jesus journey.



Leader Tip

People may hear your words, but they feel your attitude.



Gospel Discussion

“Overcoming Fear of the Conversation with Followers “



Highlight Scripture

Mathew 10:38-39

“And whoever does not take his cross and follow Me is not worthy of Me. Whoever finds his life will lose it, and whoever loses his life for My sake will find it.”



Explain (Give context)

We all have people who look up to us whether we are a good example or a bad one. Our fear of messing up or misleading others shouldn't keep us from being a good example that inspires people to live for what really matters, though. Lots of people in the Bible knew about the burden of having followers and the fear of living in the spotlight. It is also true that none of the leaders in the Bible were perfect other than Jesus! Abraham left his familiar home with his family in obedience to God. Moses had millions of people LITERALLY following him out of Egypt through the desert. Nehemiah was well aware of the weight of his every decision because of how they affected those under his leadership. These leaders all had one thing in common:

They knew EXACTLY where they were supposed to be going.

All of the leaders in the Bible had to go through suffering, trials, temptations, and most of them had to deal with the consequences of bad calls. But – even through that, they STILL knew exactly what direction they were supposed to be heading in.

They knew on the other side of all that sacrifice was the joy in accomplishing God's plan for them. True – if you have no idea where you are going, you probably shouldn't be trying to lead others, but it is also true that you are automatically a leader just by having influence (good or bad). Because of this, we should be careful about our words and actions, and we should also be BOLD and INTENTIONAL in leading others closer to Jesus.



Apply

Do you want to be a leader? How sure are you that you “know where you are going”? Do you have a destination in mind? How does that destination line up with God's word? Knowing where you need to go is important because when others follow you, they end up wherever you do. Not every leader has a destination in mind.



Respond (Groups of 3-5)

Here is an example of how you could start a conversation with someone who looks up to you:

“Hi (name) – I've noticed that you do a lot of the same things I do and I want you to know I think it's really cool that you want to be like me. I have to admit, I'm not perfect at all, so I really hope that you see Christ working in me and try to imitate that. Really, I'm always happy to mentor anyone, but if you want to know what my “bottom line” is, then really there is nothing more important than being a disciple of Jesus. Do you understand what that means? I'd be happy to share with you...”



Bottom Line

The way you lead impacts the people who follow you.



Disciple Tip

The more time you spend with Jesus, the more you will naturally become like Jesus.



PREPARE WEEK “THE CONVERSATION WITH FOLLOWERS”



Prepare Week

Preparing your story of receiving the Gospel.

Understand the value of your faith story and **practice** sharing it.



Promo:

Remember to invite people.



Welcome:

Remember to create a welcoming environment.



Host

"Welcome to First Priority! We are glad you are here! This week is Prepare Week, so our goal is to hear faith stories about how others came to know Christ and get insight about how we tell our own story. I would love to invite you to join us to kick things off in prayer."



Pray

Evangelism Panel

Prior to Prepare week select a panel of 4-8 leaders who have the most experience in sharing Christ with others and living out their faith publicly. Set 4-8 chairs in front of the club and have them sit in them. The Prepare Week host can lead almost like a live TV show host and take charge of the program and discussion. Pass out a note card to each student and ask them to think of a question about how to be most effective for Christ on your school campus and turn that in to the Prepare week host as the discussion goes on.

If no good questions are asked, simply go down the lineup and discuss what you think is the most effective way to live for Jesus at school.



Announcements

Thank you everyone for being here today! Next week is Engage Week so invite as many people as you can to come and hear the Good News of Jesus.



Pray



Follow-Up

Be available to talk or pray with people.

Ask how you can walk with them on their Jesus journey.



Leader Tip

Take time to prepare some questions that address important topics at your school.



ENGAGE WEEK "THE CONVERSATION WITH FOLLOWERS"



Engage Week

Engage your school with the Gospel story.

Do what Jesus did by sharing the Gospel story with your friends through words and actions.



Promo:

Remember to invite people.



Welcome:

Remember to create a welcoming environment.



Host

"Welcome to First Priority! We are glad you joined us! Today we are going to start off with a game to get to know each other better.



Game

Choose a game or funny video to play for 3-5 minutes to get people laughing and talking.

Say something like: "Today, my friend, _____, is going to share something that is very important to them. Please listen respectfully as it takes a lot of courage to speak in front of others. You all were given a "student response card" that looks like this (hold up a sample card) when you came in. Hold on to it and we will explain what it is for later."



Speaker



Gospel Discussion

"Rescue. Reconnect. Renew."



Host

Invitation Options

1. Response Cards: If everyone would take a minute and think about what was shared today. If you decided to begin a relationship with Jesus today, then on your response card, simply check that box. Let us know so that we can connect with you and answer any questions you may have. If you have questions or would like us to help you find a youth group to go to, check that box and we would love to connect with you.

2. Talk/Pray with Someone: If you would like to talk to a Student Leader or have them pray with you they would be glad to! Just catch one of them before you leave and let them know what impacted you today and how they can pray for you.



Announcements

Next week is Overcome Week! Start thinking now who you can invite to join you as we continue this conversation!



Pray



Follow-Up

Be available to talk or pray with people.
Ask how you can walk with them on their Jesus journey.



Leader Tip

Engage Week is an important time to help someone take their step of being a follower of Jesus.





Gospel Discussion

“Rescue. Reconnect. Renew.”

The Gospel simply means “good news”. Throughout history a “Gospel” would be written about someone to tell of their birth, life, and impact in the world. It also explained how that person’s life would affect yours. The Gospel of Jesus is the good news of who Jesus is and what He has done for us. His birth, life, death, and resurrection impacted the world in a major way! Jesus told us that we are created by God, valued, and loved more than we could ever dream. The Gospel is the good news that Jesus has come to rescue us, reconnect us with the Father and each other, and to make all things new.

Rescue

Jesus came to rescue us, bring us into the family of God, and make all things new. But wait, why do we need rescued? We need to be rescued because of all of us have sinned. What does that mean? Sin means that we have all failed to fulfill the purpose that humans were created for. Sin has created brokenness in every area of life. We can all relate with that, right? Sin is when we make things about ourselves. It is living for ourselves, living our own way, for our fame and recognition – instead of living to love God and others and glorify God who created us. Our failures have broken the relationship between us and God - our heavenly Father. Sin has distorted our true identity, and brought brokenness into every part of our world. This is why we need rescued!

Reconnect

God created us to have a relationship with Him. There is a desire in each of us to be connected with our creator. Sin disconnected us. Kind of like when losing WIFI connection - the communication is broken! God came to rescue us through Jesus. Jesus lived a life without sin (failure) and totally fulfilled the purpose of God through His life, death, and resurrection. When we hear the Good News of Jesus, believe, and devote our lives to following Him, we are reconnected to God. We are reconnected to our true identity as God's children.

Renew

When you place your trust in Jesus and devote your life to following Him, you begin a new way of living. The life that God created you to live - renewed. Have you ever felt like a failure? Have you ever felt disconnected from God? Have you ever dreamed of having a life full of love, joy, purpose, and meaning? You can. The Gospel says you can be rescued, reconnected, and renewed by faith in Jesus.

Pray - God, you know that I need rescued today. Rescued from decisions I have made and things that have happened that are beyond my control. I now know that you want to rescue me, reconnect me to you, and renew me to a life of joy, purpose, and meaning. I am choosing to trust and follow you now and forever. In Jesus name. Amen.



Disciple Tip

Followers of Jesus are the body of Christ on Earth. That is why we should do what Jesus did.



STUDENT RESPONSE CARD

My response to the gospel message today

(please only check one):

- I want to start following Jesus **today**.
- I have **questions** about following Jesus.
- I am **already** a follower of Jesus.
- I would like to get connected to a youth group.

My Name _____

Cell # _____

Do you attend a church? _____

Who invited you to First Priority today? _____

The information you put on this card will be given to a student leader to follow up with you. Your information will not be stored or given to anyone else.

STUDENT RESPONSE CARD

My response to the gospel message today

(please only check one):

- I want to start following Jesus **today**.
- I have **questions** about following Jesus.
- I am **already** a follower of Jesus.
- I would like to get connected to a youth group.

My Name _____

Cell # _____

Do you attend a church? _____

Who invited you to First Priority today? _____

The information you put on this card will be given to a student leader to follow up with you. Your information will not be stored or given to anyone else.

STUDENT RESPONSE CARD

My response to the gospel message today

(please only check one):

- I want to start following Jesus **today**.
- I have **questions** about following Jesus.
- I am **already** a follower of Jesus.
- I would like to get connected to a youth group.

My Name _____

Cell # _____

Do you attend a church? _____

Who invited you to First Priority today? _____

The information you put on this card will be given to a student leader to follow up with you. Your information will not be stored or given to anyone else.

STUDENT RESPONSE CARD

My response to the gospel message today

(please only check one):

- I want to start following Jesus **today**.
- I have **questions** about following Jesus.
- I am **already** a follower of Jesus.
- I would like to get connected to a youth group.

My Name _____

Cell # _____

Do you attend a church? _____

Who invited you to First Priority today? _____

The information you put on this card will be given to a student leader to follow up with you. Your information will not be stored or given to anyone else.

FOLLOW-UP GUIDE

Following up with those who just committed their lives to Jesus or have questions is equally as important as sharing the Gospel! This guide will give you a few pointers on how to follow-up correctly.

SIX THINGS TO DO WHEN FOLLOWING UP

1. Determine how many and what kind of follow-up has been requested.

As soon as possible, read through the response cards after you have collected them and let your Coach know how many people committed their lives to Christ and how many students have questions or want someone to follow up with them.

2. Organize the response card information.

Write down on the follow-up chart the names, response, and contact info of everyone who made decisions and requested to talk with someone.

3. Make contact within 24 hours with everyone who responded to the Gospel on Engage Week. This can be done by text message, personal conversation at school or social media, just remember to check with your parents for permission before contacting someone you do not know. The initial message should be something like this:

"Hello ____! My name is _____ and I saw that you came to First Priority club this week! We are really excited you came, and we hope you'll come back next week. I also noticed that you marked on your response card that you [prayed to begin a relationship with Christ] -or- [wanted to talk with someone about the Gospel] so I wanted to ask how I could help you. If you have questions about their responses, you can contact your Campus Coach for guidance.

4. Invite them to church! If they were invited by a friend to First Priority...

Ask that friend to invite them to youth group this week, since they are more likely to attend church with someone they know. If they plan to go to church for the first time, you can also ask your Coach to notify the Student Pastor that they will be having a new guest this week! Make sure to discard any response cards that you will not be needing for follow-up.

5. Offer a free Bible to those who prayed to receive Christ if Bibles are available through your First Priority club or church.

Make sure one is available before you offer and make sure they receive it if they accept.

6. Share Stories

Share any cool new salvation stories and new local youth group members with your Coach! He or she will want to celebrate with you about what God is doing through your club!

Student Name	Started following Jesus today.	Questions about following Jesus.	Wants to connect to youth group.	Follow-up dates and notes.
1.				
2.				
3.				
4.				
5.				
6.				
7.				
8.				
9.				
10.				
11.				
12.				



HOPE WEEKLY



**THE CONVERSATION WITH
FAMILY**

Table of Contents

1. Planning Guide	pg. 1
2. Help Week	pg. 2
3. Help Tool Printout	pg. 4
4. Overcome Week	pg. 5
5. Prepare Week	pg. 7
6. Engage Week	pg. 8
7. Response Cards	pg. 10
8. Follow-Up Guide	pg. 11
9. Follow-Up Sheet	pg. 12


This guide is provided by First Priority of America, Inc. and requires a covenant relationship with (FPoA) to use the ideas, name, and logo(s). For more information about starting a First Priority movement in your community, contact (FPOA) at one of the locations below: 888-808-FPOA(3762) // www.FIRSTPRIORITY.club // admin@firstpriority.club. Quotes, resources, or references used in this guide are not the property of FPOA. Because we are multi-denominational, we use the ESV Bible to try to stay in the middle. Use whatever translation fits your church and student culture.

The ESV® Bible (The Holy Bible, English Standard Version®) copyright © 2001 by Crossway, a publishing ministry of Good News Publishers. ESV® Text Edition: 2011. The ESV® text has been reproduced in cooperation with and by permission of Good News Publishers. Unauthorized reproduction of this publication is prohibited. All rights reserved.

Planning Guide

Help Week:

 Promo:

 Welcome:
Have Help Tool ready and pass out.

 Host:


 Speaker:

 Follow-Up:

Overcome Week:

 Promo:

 Welcome:


 Host:
Choose game or video ready.

 Speaker:

 Follow-Up:

Prepare Week:

 Promo:

 Welcome:
Have Faith Story Sheets ready and pass out.


 Host:


 Student Speakers:

 Follow-Up:

Engage Week:

 Promo:

 Welcome:
Have response cards ready and hand out.

 Host:
Have game or video ready.

 Speaker:

 Follow-Up:

NOTES

HELP WEEK “THE CONVERSATION WITH FAMILY”



Help Week

Helping each other believe and share the Gospel story.

Practice being with Jesus through Scripture, prayer, and a practical way to believe and share the Gospel in everyday life.



Promo:
Remember to invite people.



Welcome:
Remember to create a welcoming environment.



Host

“Welcome to First Priority! We are glad that you are here! This week is Help Week and our goal is to use Scripture and a tool to help us share our faith. Let’s start things off with prayer,”



Pray

Introduce Speaker: “We are glad you are here! Today my friend _____ is going to talk about how to talk to your family about Jesus.”



Speaker



Help Tool: Candy Cane and Candy Cane Handout

Practice the Help Tool before the club and **pass out the Candy Cane and Candy Cane Handout** to everyone who comes in. The Gospel discussion and Help Tool are designed to give you a basic understanding to believe, live, and share the Gospel.



Gospel Discussion
“The Conversation with Family”



Host



Announcements

Next week is Overcome Week! Start thinking now who you can invite to join you as we continue this conversation!



Pray



Follow-Up

Be available to talk or pray with people.
Ask how you can walk with them on their Jesus journey.



Leader Tip

Create an environment where everyone can belong.





Gospel Discussion

“The Conversation with Family”



Highlight Scripture

Luke 19:9

“For the Son of man came to seek and to save the lost.”



Explain (Give context)

When was the last time you were excited to see someone? Have you seen someone famous up close? What did you have to do to see them? (Wait for a response).

Maybe you pushed through the crowd, climbed on top of something, or screamed their name. Guess what, people would do those exact same things to see Jesus. In Luke chapter 19 verses 3 through 5, we read about a tax collector who climbs a tree to see Jesus. “And he was seeking to see who Jesus was, but on account of the crowd he could not, because he was small in stature. So he ran on ahead and climbed up into a sycamore tree to see him, for he was about to pass that way. And when Jesus came to the place, he looked up and said to him, “Zacchaeus, hurry and come down, for I must stay at your house today.”

Did you catch that? Jesus invited Himself over! This week, the goal is to help you start the conversation with your family and there is no better way to do that than to invite Jesus over. Let’s read the rest of Zacchaeus’ encounter with Jesus. “So he hurried and came down and received him joyfully....”.

And Jesus said to him, “Today salvation has come to this house, since he also is a son of Abraham. For the Son of Man came to seek and to save the lost.” Jesus invites himself to dinner and the whole household gets saved! What if we took the challenge, climbed to the top of the tree, and decided that reaching our family starts with us. Do you take your relationship with Jesus home with you? Today we are going to use the Candy Cane Story as a help tool to share the Gospel with our family.



Apply

(See “Candy Cane” handout). Many of you have candy canes in your home during Christmas so why not use them to share the Gospel with your family.

The **shape** of the candy cane reminds us of a “Shepard’s Staff”. In John chapter 10 verse 14 it says, “I am the good shepherd. I know my own and my own know me,”.

The “**Red Stripe**” on the candy cane represents the blood that Jesus shed to forgive us of our sins.

“but God shows his love for us in that while we were still sinners, Christ died for us.” We need forgiveness because in Romans chapter 3 verse 23 we are reminded that we ALL have sinned. “for all have sinned and fall short of the glory of God,”.

The “**White Candy**” represents the forgiveness of sins and clean heart. If we confess our sins, he is faithful and just to forgive us our sins and to cleanse us from all unrighteousness.” **1 John 1:19**

When the candy cane is **turned upside down it represents a “J”** for Jesus! To begin a relationship with Him we must do what Romans chapter 10 verse 9 says, “if you confess with your mouth that Jesus is Lord and believe in your heart that God raised him from the dead, you will be saved.”



Respond (Groups of 3-5)

Take turns practicing how to share the Candy Cane Gospel with your group. Take one home and share it with your family.



Bottom Line

God will use you to bring Good News to your family.



Disciple Tip

Disciples are inviting everyone to be a part of God’s family.



CANDY CANE GOSPEL



"J" FOR JESUS

YOU CAN BEGIN A RELATIONSHIP WITH JESUS TODAY
BY CONFESSING YOUR SIN AND BELIEVING IN HIM
Romans 10:9

CANDY CANE GOSPEL



"J" FOR JESUS

YOU CAN BEGIN A RELATIONSHIP WITH JESUS TODAY
BY CONFESSING YOUR SIN AND BELIEVING IN HIM
Romans 10:9

CANDY CANE GOSPEL



"J" FOR JESUS

YOU CAN BEGIN A RELATIONSHIP WITH JESUS TODAY
BY CONFESSING YOUR SIN AND BELIEVING IN HIM
Romans 10:9

CANDY CANE GOSPEL



"J" FOR JESUS

YOU CAN BEGIN A RELATIONSHIP WITH JESUS TODAY
BY CONFESSING YOUR SIN AND BELIEVING IN HIM
Romans 10:9

CANDY CANE GOSPEL



"J" FOR JESUS

YOU CAN BEGIN A RELATIONSHIP WITH JESUS TODAY
BY CONFESSING YOUR SIN AND BELIEVING IN HIM
Romans 10:9

CANDY CANE GOSPEL



"J" FOR JESUS

YOU CAN BEGIN A RELATIONSHIP WITH JESUS TODAY
BY CONFESSING YOUR SIN AND BELIEVING IN HIM
Romans 10:9

OVERCOME WEEK “THE CONVERSATION WITH FAMILY”



Overcome Week

Overcoming your fear of sharing the Gospel story.

Practice becoming like Jesus

by letting Him transform you from the inside out.



Promo:

Remember to invite people.



Welcome:

Remember to create a welcoming environment.



Host

Welcome to First Priority! Today is Overcome Week. Our goal is to learn how to overcome things that keep us from believing and sharing the Gospel in everyday life.



Pray

Say something like: We are glad you are here! Today my friend _____ is going to talk about how we can overcome fears of having a conversation with Family.



Game

Choose a game or funny video to play for 3-5 minutes to get people laughing and talking.



Speaker

Gospel Discussion

“Overcoming Fear of the Conversation with Family”



Host



Announcements

Next week is Prepare Week! Start thinking now who you can invite to join you as we continue this conversation!



Pray



Follow-Up

Be available to talk or pray with people. Ask how you can walk with them on their Jesus journey.



Leader Tip

Great leaders don't just tell you what to do, they show you how it is done.



Gospel Discussion

“Overcoming Fear of the Conversation with Family” Highlight Scripture

Mark 3:21

“And when his (Jesus’) family heard it, they went out to seize him, for they were saying, ‘he is out of his mind.’”



Explain (give context)

Some of us have the blessing of living in a home where everyone is a follower of Jesus, but some do not. This can be a hard fact to deal with every day if your parents or siblings do not know Jesus Christ. Just as we are to share the Gospel with our classmates, we also have the responsibility to share the good news with our families if they do not know Jesus. Even though Jesus had the challenge of his own family not believing, he never let that distract him from the mission of sharing the good news. So we should follow the same example as Jesus; stay focused on the mission.



Apply

To introduce a parent, sibling, aunt, uncle, cousin, or other family member to Christ, we need to do a few things. First, PRAY for their heart. Salvation is not impossible for anyone, no matter how far we may think they are from God. Asking God to soften their heart to the truth is one way we can watch the Lord do awesome things! Second, PRAY for the right time to speak and what to say. Sharing the Gospel with family can make us extremely nervous, but if we ask God for the right timing and words, we will be very surprised at how the conversation turns out! Finally, PRAY for God to draw them to himself. Nothing we do can compare to the power of God, so it’s better to let Him do His thing! The rest is simply obeying Jesus in the small things.



Respond (Groups of 3-5)

“Here is an example of how you could start a conversation with a family member:

(Dad, mom, brother, or sister): “I know you aren’t really into things like church and religion, but I’m learning so much in my journey with Jesus that I just wanted to share with you why I’ve changed so much recently. I have joy for the first time in my life and I’d really love to share the reason behind it if you are open to talk about it.”



Bottom Line

Jesus can save anyone, even your family.



Disciple Tip

The Gospel gives us a new view of who we are created to be and become.

PREPARE WEEK "THE CONVERSATION WITH FAMILY"



Prepare Week

Preparing your story of receiving the Gospel.

Understand the value of your faith story and **practice** sharing it.



Host

"Welcome to First Priority! We are glad you are here! This week is Prepare Week, so our goal is to hear faith stories about how others came to know Christ and get insight about how we tell our own story. I would love to invite you to join us to kick things off in prayer."



Pray

Elevator Testimonies

Say something like: Today we are going to learn how to tell our story in the time it would take to give an "Elevator Pitch."

1. Grab a friend and time each other telling your story in 30 seconds.
2. Next, time each other telling your story in 1 minute.
3. Now, time each other telling your story in 2 minutes.
4. Finally, take turns giving your story in 30 seconds again.

The goal of this is to practice sharing your story quickly with someone else so you can figure out the main points of your story. Remember, sharing your story is about getting to know each other and sharing the Gospel.

Sample Questions:

What grade are you in and what things do you enjoy?

What is something funny about yourself?

What is your favorite food?

What are some of your goals in life?

What is something that is a major struggle for you?

Are you a follower of Jesus?

If so, when and how did you become a follower of Jesus?

What is the one thing you wish everyone knew about Jesus?



Announcements

Thank you everyone for being here today! Next week is Engage Week so invite as many people as you can to come and hear the Good News of Jesus.



Pray



Follow-Up

Be available to talk or pray with people.

Ask how you can walk with them on their Jesus journey.



Promo:

Remember to invite people.



Welcome:

Remember to create a welcoming environment.



Leader Tip

Try to include everyone without being awkward. This could be a chance to get to know someone.



ENGAGE WEEK "THE CONVERSATION WITH FAMILY"



Engage Week

Engage your school with the Gospel story.

Do what Jesus did by sharing the Gospel story with your friends through words and actions.



Promo:

Remember to invite people.



Welcome:

Remember to create a welcoming environment.



Host

"Welcome to First Priority! We are glad that you joined us! Today we are going to start off with a game to get to know each other better.



Game

Choose a game or funny video to play for 3-5 minutes to get people laughing and talking.

Say something like: "Today, my friend, _____, is going to share something that is very important to them. Please listen respectfully as it takes a lot of courage to speak in front of others. You all were given a "student response card" that looks like this (hold up a sample card) when you came in. Hold on to it and we will explain what it is for later."



Speaker



Gospel Discussion

"The Cross Equals Love"



Host

Invitation Options

1. Response Cards: If everyone would take a minute and think about what was shared today. If you decided to begin a relationship with Jesus today, then on your response card, simply check that box. Let us know so that we can connect with you and answer any questions you may have. If you have questions or would like us to help you find a youth group to go to, check that box and we would love to connect with you.

2. Talk/Pray with Someone: If you would like to talk to a Student Leader or have them pray with you they would be glad to! Just catch one of them before you leave and let them know what impacted you today and how they can pray for you.



Announcements

Next week is Help Week! Start thinking now who you can invite to join you as we continue this conversation!



Pray



Follow-Up

Be available to talk or pray with people.

Ask how you can walk with them on their Jesus journey.



Leader Tip

The greatest leaders are servant leaders. Jesus modeled servant leadership for us.





Gospel Discussion

“The Cross Equals Love”

Who is Jesus?

The questions we like to ask about God are endless: “Is God real?” “Is what we know about Him really true?” and “What does He have to do with my life?” just to list a few.

The Bible may not answer every question about God and will often lead us to ask more, but one of the areas in which the Bible is quite definite, is the answer to the question: who is Jesus? C.S Lewis, a well-known Christian author wrote of Jesus, “Either this man was, and is, the Son of God, or else a madman or something worse. You can shut him up for a fool, you can spit at him and kill him as a demon or you can fall at his feet and call him Lord and God, but let us not come with any patronizing nonsense about his being a great human teacher. He has not left that open to us. He did not intend to.”

Jesus commends the Apostle Peter’s confession of Him as “the Messiah, the Son of the Living God” (Matthew 16:16), because Jesus knew that who He is – and could be to us – has the power to change our lives. Jesus is so unique because two worlds collide in him: Heaven and Earth, the Divine and the human.

Yes, His Name is the name above all names, and his star-breathing, storm-calming, miracle-working power is second to none. Yet, He is also the human Jesus, the personal friend who knows what we are going through and cares about us. That’s why the Bible also calls Him “Immanuel”, God with us.

Jesus Cares

So does Jesus care about you? Yes He does! How do we know this? Often we disqualify ourselves from God’s love because of our history, our failures and shortcomings. Sin has separated us from God and we can never make up for our sin by self-improvement or good works. So how can we accept what we have not earned? The Bible says that nothing in all of creation can separate us from the Love of God that is in Christ Jesus our Lord. And to accept God’s love is to trust His patient, forgiving and gracious stance towards us. Only He has the power to free us from guilt, shame and condemnation to give us a life of wholeness. All we have to do is turn to Him.

A New Beginning

To be made whole, or to be saved is to submit to God and His plan and purpose for our lives. It is a turning from our old ways and turning to Jesus, to ask Him for forgiveness from our sins and to give us new life in Him. Romans 10:9 says that “If you declare with your mouth, “Jesus is Lord,” and believe in your heart that God raised him from the dead, you will be saved.”

Salvation is God’s free gift to us and we become His children. It is an irrevocable acceptance into the family of God and it is an empowerment to live life wholly and fully with the purpose of reflecting God to the rest of His creation.

Pray: God, I know that I have made mistakes and failed to be the person that I want to be and the person you created me to be. Now I realize that what Jesus did on the cross equals the love that You have for me. I am choosing to trust You and follow You now and forever because I now know You will love and accept me. In Jesus name. Amen.



Disciple Tip

Jesus taught us that everyone is family through the Gospel.

STUDENT RESPONSE CARD

My response to the gospel message today

(please only check one):

- I want to start following Jesus **today**.
- I have **questions** about following Jesus.
- I am **already** a follower of Jesus.
- I would like to get connected to a youth group.

My Name _____

Cell # _____

Do you attend a church? _____

Who invited you to First Priority today? _____

The information you put on this card will be given to a student leader to follow up with you. Your information will not be stored or given to anyone else.

STUDENT RESPONSE CARD

My response to the gospel message today

(please only check one):

- I want to start following Jesus **today**.
- I have **questions** about following Jesus.
- I am **already** a follower of Jesus.
- I would like to get connected to a youth group.

My Name _____

Cell # _____

Do you attend a church? _____

Who invited you to First Priority today? _____

The information you put on this card will be given to a student leader to follow up with you. Your information will not be stored or given to anyone else.

STUDENT RESPONSE CARD

My response to the gospel message today

(please only check one):

- I want to start following Jesus **today**.
- I have **questions** about following Jesus.
- I am **already** a follower of Jesus.
- I would like to get connected to a youth group.

My Name _____

Cell # _____

Do you attend a church? _____

Who invited you to First Priority today? _____

The information you put on this card will be given to a student leader to follow up with you. Your information will not be stored or given to anyone else.

STUDENT RESPONSE CARD

My response to the gospel message today

(please only check one):

- I want to start following Jesus **today**.
- I have **questions** about following Jesus.
- I am **already** a follower of Jesus.
- I would like to get connected to a youth group.

My Name _____

Cell # _____

Do you attend a church? _____

Who invited you to First Priority today? _____

The information you put on this card will be given to a student leader to follow up with you. Your information will not be stored or given to anyone else.

FOLLOW-UP GUIDE

Following up with those who just committed their lives to Jesus or have questions is equally as important as sharing the Gospel! This guide will give you a few pointers on how to follow-up correctly.

SIX THINGS TO DO WHEN FOLLOWING UP

1. Determine how many and what kind of follow-up has been requested.

As soon as possible, read through the response cards after you have collected them and let your Coach know how many people committed their lives to Christ and how many students have questions or want someone to follow up with them.

2. Organize the response card information.

Write down on the follow-up chart the names, response, and contact info of everyone who made decisions and requested to talk with someone.

3. Make contact within 24 hours with everyone who responded to the Gospel on Engage Week.

This can be done by text message, personal conversation at school or social media, just remember to check with your parents for permission before contacting someone you do not know. The initial message should be something like this:

"Hello ____! My name is _____ and I saw that you came to First Priority club this week! We are really excited you came, and we hope you'll come back next week. I also noticed that you marked on your response card that you [prayed to begin a relationship with Christ] -or- [wanted to talk with someone about the Gospel] so I wanted to ask how I could help you. If you have questions about their responses, you can contact your Campus Coach for guidance.

4. Invite them to church! If they were invited by a friend to First Priority...

Ask that friend to invite them to youth group this week, since they are more likely to attend church with someone they know. If they plan to go to church for the first time, you can also ask your Coach to notify the Student Pastor that they will be having a new guest this week! Make sure to discard any response cards that you will not be needing for follow-up.

5. Offer a free Bible to those who prayed to receive Christ if Bibles are available through your First Priority club or church.

Make sure one is available before you offer and make sure they receive it if they accept.

6. Share Stories

Share any cool new salvation stories and new local youth group members with your Coach! He or she will want to celebrate with you about what God is doing through your club!

Student Name	Started following Jesus today.	Questions about following Jesus.	Wants to connect to youth group.	Follow-up dates and notes.
1.				
2.				
3.				
4.				
5.				
6.				
7.				
8.				
9.				
10.				
11.				
12.				



HOPE WEEKLY



THE CONVERSATION WITH OUTCASTS

Table of Contents

1. Planning Guide	pg. 1
2. Help Week	pg. 2
3. Help Tool Printout	pg. 4
4. Overcome Week	pg. 5
5. Prepare Week	pg. 7
6. Engage Week	pg. 8
7. Response Cards	pg. 10
8. Follow-Up Guide	pg. 11
9. Follow-Up Sheet	pg. 12


This guide is provided by First Priority of America, Inc. and requires a covenant relationship with (FPoA) to use the ideas, name, and logo(s). For more information about starting a First Priority movement in your community, contact (FPOA) at one of the locations below: 888-808-FPOA(3762) // www.FIRSTPRIORITY.club // admin@firstpriority.club. Quotes, resources, or references used in this guide are not the property of FPOA. Because we are multi-denominational, we use the ESV Bible to try to stay in the middle. Use whatever translation fits your church and student culture.

The ESV® Bible (The Holy Bible, English Standard Version®) copyright © 2001 by Crossway, a publishing ministry of Good News Publishers. ESV® Text Edition: 2011. The ESV® text has been reproduced in cooperation with and by permission of Good News Publishers. Unauthorized reproduction of this publication is prohibited. All rights reserved.

Planning Guide

Help Week:

 Promo:

 Welcome:
Have Help Tool ready and pass out.

 Host:

 Speaker:

 Follow-Up:

Overcome Week:

 Promo:

 Welcome:

 Host:


Choose game or video ready.

 Speaker:


 Follow-Up:

Prepare Week:

 Promo:

 Welcome:
Have Faith Story Sheets ready and pass out.

 Host:

 Student Speakers:

 Follow-Up:

Engage Week:

 Promo:


 Welcome:

Have response cards ready and hand out.

 Host:

Have game or video ready.

 Speaker:

 Follow-Up:

NOTES

HELP WEEK “THE CONVERSATION WITH OUTCASTS”



Help Week

Helping each other believe and share the Gospel story.

Practice being with Jesus through Scripture, prayer, and a practical way to believe and share the Gospel in everyday life.



Promo:

Remember to invite people.



Welcome:

Remember to create a welcoming environment.



Host

”Welcome to First Priority! We are glad that you are here! This week is Help Week and our goal is to use scripture and a tool to help us share our faith. Let’s start things off with prayer,”



Pray

Introduce Speaker: We are glad you are here ! Today my friend _____ is going to talk about how to have a conversation with Outcasts.”



Speaker



Help Tool: Invitation to FP

Practice the Help Tool before the club and **pass out the FP Invite Handout** to everyone who comes in. The Gospel discussion and Help Tool are designed to give you a basic understanding to believe, live, and share the Gospel.



Gospel Discussion

“The Conversation with Outcasts.”



Host



Announcements

Next week is Overcome Week! Start thinking now who you can invite to join you as we continue this conversation!



Pray



Follow-Up

Be available to talk or pray with people.
Ask how you can walk with them on their Jesus journey.



Leader Tip

Leaders intentionally invite people to be a part of something bigger than themselves.



Gospel Discussion

"The Conversation with Outcasts"



Highlight Scripture

Mark 2:17

"And when Jesus heard it, he said to them, "Those who are well have no need of a physician, but those who are sick. I came not to call the righteous, but sinners."



Explain (Give context)

Can you remember a time when you felt like you didn't fit in? Maybe you changed schools or moved to a new neighborhood. It isn't easy being the "new kid." It isn't easy to feel like the "outsider" or even the "outcast." Now imagine if you lived with the feeling like no matter what you did, you were never going to be accepted or welcomed? For many people, that's the way they feel daily. They feel like unloved, unwanted, and unappreciated outcasts.

While Jesus was doing ministry, he experienced those who were considered respectable and admired people, while others were considered unclean and unwanted. But Jesus didn't avoid the outcasts. He offered Himself to them and gave them the opportunity to become part of His family.

In Mark chapter 2 verses 15 through 17, Jesus shows us how we show respond to outcasts. "And as he reclined at the table in his house, many tax collectors and sinners were reclining with Jesus and his disciples, for there were many who followed him. And the scribes of the Pharisees, when they saw that he was eating with sinners and tax collectors, said to his disciples, "Why does he eat with tax collectors and sinners?" And when Jesus heard it, he said to them, "Those who are well have no need of a physician, but those who are sick. I came not to call the righteous, but sinners."

There are plenty of people we may enjoy spending time with, while there are plenty of others that, if we are honest, we might feel somewhat uncomfortable. Maybe we are afraid it will give us a bad reputation or maybe we aren't comfortable with the sights and smells that come with putting ourselves in certain company. But Jesus, the Son of God, didn't agree with the harsh hearts of the scribes of the Pharisees. He was willing to eat with the tax collectors and sinners. You see, tax collectors in Jesus' time were hated, untrustworthy people. It would have been socially acceptable and even applauded if Jesus avoided the outcasts but that's not what Christ did. Jesus showed them love and invited them to be a part of His inner circle of friends.

So how do we start the conversation with the outcasts? It begins with an invite. Through prayer, building trust, and time, the door will be open for you to share the Gospel.



Apply

(See "FP Invitation" or create your own).

Our Help Tool for this week is to create an invitation to First Priority, a safe place where people feel welcome, not judged, and no one sits alone. Pray about who you will invite to your club next week.



Respond (get into groups of 3-5)

Now get into groups and make an invite list and address your FP invitations. Over the next week, ask God to give you the boldness to give out your invitations to First Priority and be ready to greet them at the door when they come. Better yet, meet them in the hallway and walk with them.



Bottom Line

All people matter to Jesus so all people should matter to us.



Disciple Tip

Spending time in Jesus' presence shapes our identity.



YOU ARE INVITED
JOIN ME AT FIRST PRIORITY



WHEN:

WHERE:



ALL ARE WELCOME

YOU ARE INVITED
JOIN ME AT FIRST PRIORITY



WHEN:

WHERE:



ALL ARE WELCOME

YOU ARE INVITED
JOIN ME AT FIRST PRIORITY



WHEN:

WHERE:



ALL ARE WELCOME

YOU ARE INVITED
JOIN ME AT FIRST PRIORITY



WHEN:

WHERE:



ALL ARE WELCOME

OVERCOME WEEK "THE CONVERSATION WITH OUTCASTS"



Overcome Week

Overcoming your fear of sharing the Gospel story.

Practice becoming like Jesus

by letting Him transform you from the inside out.



Promo:

Remember to invite people.



Welcome:

Remember to create a welcoming environment.



Host

Welcome to First Priority! Today is Overcome Week. Our goal is to learn how to overcome things that keep us from believing and sharing the Gospel in everyday life.



Pray

Say something like: "We are glad you are here! Today my friend _____ is going to talk about how we can overcome fears of having a conversation with Outcasts."



Game

Choose a game or funny video to play for 3-5 minutes to get people laughing and talking.



Speaker

Gospel Discussion

"Overcoming Fear of the Conversation with Outcasts"



Host



Announcements

Next week is Prepare Week! Start thinking now who you can invite to join you as we continue this conversation!



Pray



Follow-Up

Be available to talk or pray with people. Ask how you can walk with them on their Jesus journey.



Leader Tip

What you say will only matter if it matches how you live.



Gospel Discussion

“Overcoming Fear of the Conversation with Outcasts



Highlight Scripture

Luke 15:4

“What man of you, having a hundred sheep, if he has lost one of them, does not leave the ninety-nine in the open country, and go after the one that is lost, until he finds it?”



Explain (Give context)

OUTCASTS – they don’t feel like they fit in. We’ve all felt that way at one time or another. Every time someone told an inside joke we weren’t a part of or talked about something they had in common with someone else that we didn’t share. One thing is true – being an outcast gets old – QUICKLY. Some outcasts get angry. Some deal with depression. Some even resort to extremes. Jesus followers MUST change that story for them. In Christ, everyone is SOMEBODY!

Every person has value. Every person is unique and worthy of appreciation. Every person MATTERS. One thing that is very important for Christ followers to realize is that we must not worship the attitudes of our social groups so much that we neglect the outcast. WE MUST GO TO THEM.

Have you ever been on a boat? Maybe even a cruise? Every sea vessel has life-saving equipment on board. In the event that someone goes overboard, it is important to respond quickly by throwing them a little ring called a “life-saver”. We even have a candy named after it. If you are having an emergency, you COULD stand by and wait for someone else to do something, but what is preventing YOU from doing the right thing? Why don’t YOU jump in to action?

Are you taking a risk by leaving your social circle? Maybe. Are you going to be “cast out” yourself? Perhaps. Have you considered this, though - What would Jesus do? Would HE leave the ninety-nine? ABSOLUTELY.

So, don’t fear the consequences of reaching out to the lonely. Be a life-saver, not a by-stander. Be ready and willing to share the hope of Christ at any moment. In fact, do it today.



Apply

What does it take to reach out to the outcast? It takes a kind and brave heart willing to say hello and ask how their day is going. Honestly, it doesn’t take much more than that. We are all outcasts before we come to know Jesus. Perhaps that is why he loves them so much. I challenge you to reach out to someone today.



Respond (Groups of 3-5)

“Here is an example of how you could start a conversation with an outcast:

“Hi! What’s your name? I’ve seen you around school but I couldn’t tell if you had many friends here. My name is _____. I wanted to invite you to come hang out with me at First Priority club and maybe introduce you to some of my friends. We mostly just talk about what’s most important in life and how we can help others at our school. Do you want to come?”



Bottom Line

Jesus’ love for the outcasts should cause us to reach out with love.



Disciple Tip

What we believe about the Gospel will shape the way we think, act, and live.



PREPARE WEEK “THE CONVERSATION WITH WITH OUTCASTS”



Prepare Week

Preparing your story of receiving the Gospel.

Understand the value of your faith story and **practice** sharing it.



Promo:

Remember to invite people.



Welcome:

Remember to create a welcoming environment.



Host

"Welcome to First Priority! We are glad that you are here! This week is Prepare Week, so our goal is to hear faith stories about how others came to know Christ and get insight about how we tell our own story. I would love to invite you to join us to kick things off in prayer."



Pray

Twitter Testimonies // Instagram Stories // Snapchat Streaks

Hand everyone a note card at club and announce that everyone will be writing down your testimony in 280 characters or less. Include only the most important, most specific, and most impactful details and compose a “tweet” of your story. You can post on your own social media if you like. After everyone is finished, go around the room and have everyone read their “tweet” aloud. You can use Instagram or Snapchat instead of Twitter if you would like.



Announcements

Thank you everyone for being here today! Next week is Engage Week so invite as many people as you can to come and hear the Good News of Jesus.



Pray



Follow-Up

Be available to talk or pray with people.
Ask how you can walk with them on their Jesus journey.



Leader Tip

Practice using your social media as a tool and not a weapon.



ENGAGE WEEK "THE CONVERSATION WITH OUTCASTS"



Engage Week

Engage your school with the Gospel story.

Do what Jesus did by sharing the Gospel story with your friends through words and actions.



Promo:

Remember to invite people.



Welcome:

Remember to create a welcoming environment.



Host

"Welcome to First Priority! We are glad that you joined us! Today we are going to start off with a game to get to know each other better."



Game

Choose a game or funny video to play for 3-5 minutes to get people laughing and talking.

Say something like: "Today, my friend, _____, is going to share something that is very important to them. Please listen respectfully as it takes a lot of courage to speak in front of others. You all were given a "student response card" that looks like this (hold up a sample card) when you came in. Hold on to it and we will explain what it is for later."



Speaker



Gospel Discussion

"Honor Restored"



Host

Invitation Options

1. Response Cards: If everyone would take a minute and think about what was shared today. If you decided to begin a relationship with Jesus today, then on your response card, simply check that box. Let us know so that we can connect with you and answer any questions you may have. If you have questions or would like us to help you find a youth group to go to, check that box and we would love to connect with you.

2. Talk/Pray with Someone: If you would like to talk to a Student Leader or have them pray with you they would be glad to! Just catch one of them before you leave and let them know what impacted you today and how they can pray for you.



Announcements

Next week is Help Week! Start thinking now who you can invite to join you as we continue this conversation!



Pray



Follow-Up

Be available to talk or pray with people.
Ask how you can walk with them on their Jesus journey.



Leader Tip

Be intentional about having an environment where outcasts feel safe, loved, and welcomed.





Gospel Discussion

“Honor Restored”

In the beginning God created a good world and gave humans great dignity. The world reflected God's love and greatness.

Genesis 1:1

“In the beginning, God created the heavens and the earth.”

Genesis 1:27

“So God created man in his own image, in the image of God he created him; male and female he created them.”

Genesis 1:31a

“And God saw everything that he had made, and behold, it was very good.”

Under God's care, people honored Him as their Father and lived in a perfect relationship with Him.

The problem - humans rebelled against the Creator, their Father. Through this we dishonored our relationship with Him. This causes us to feel shame because our relationship is broken. This leads to guilt, fear, and regret because we are not living in the relationship of love that we were created for.

The solution - God loves humanity so much that He came to rescue us and restore our relationship with Him through His Son Jesus. Jesus lived a perfect life that shows us exactly what God is like. The humans that He created rejected, abandoned, and murdered Him. He suffered an unjust and shameful death on a cross. It was through His death that He took our guilt, fear, and shame so that our broken relationship could be restored. Jesus was raised to life by the power of God. He is seated in a place of honor and has the right to restore our relationship with God now and forever.

You have a choice - to bear your own shame and remain in a broken relationship outside of God's family. Or, you can trust Jesus to bear your shame and realize that you are accepted, loved, and forgiven because of who He is and what He has done for you.

The result - you can leave guilt, fear, and shame behind to share in the honor Jesus has been given and have a new life in God's family both now and forever.

Placing your trust in Jesus changes your story! It changes from guilt, shame, and fear to being restored, included, and honored by God.

Pray - God, you know the guilt, shame, and fear that I have in my life. I now realize that it is because of my broken relationship with you, my Creator and Father. I believe and trust in what Jesus has done for me to be restored, included, and honored in the family of God. In Jesus name. Amen.



Disciple Tip

Doing what Jesus did means loving the broken and outcasts.

STUDENT RESPONSE CARD

My response to the gospel message today
(please only check one):

- I want to start following Jesus **today**.
- I have **questions** about following Jesus.
- I am **already** a follower of Jesus.
- I would like to get connected to a youth group.

My Name _____

Cell # _____

Do you attend a church? _____

Who invited you to First Priority today? _____

The information you put on this card will be given to a student leader to follow up with you. Your information will not be stored or given to anyone else.

STUDENT RESPONSE CARD

My response to the gospel message today
(please only check one):

- I want to start following Jesus **today**.
- I have **questions** about following Jesus.
- I am **already** a follower of Jesus.
- I would like to get connected to a youth group.

My Name _____

Cell # _____

Do you attend a church? _____

Who invited you to First Priority today? _____

The information you put on this card will be given to a student leader to follow up with you. Your information will not be stored or given to anyone else.

STUDENT RESPONSE CARD

My response to the gospel message today
(please only check one):

- I want to start following Jesus **today**.
- I have **questions** about following Jesus.
- I am **already** a follower of Jesus.
- I would like to get connected to a youth group.

My Name _____

Cell # _____

Do you attend a church? _____

Who invited you to First Priority today? _____

The information you put on this card will be given to a student leader to follow up with you. Your information will not be stored or given to anyone else.

STUDENT RESPONSE CARD

My response to the gospel message today
(please only check one):

- I want to start following Jesus **today**.
- I have **questions** about following Jesus.
- I am **already** a follower of Jesus.
- I would like to get connected to a youth group.

My Name _____

Cell # _____

Do you attend a church? _____

Who invited you to First Priority today? _____

The information you put on this card will be given to a student leader to follow up with you. Your information will not be stored or given to anyone else.

FOLLOW-UP GUIDE

Following up with those who just committed their lives to Jesus or have questions is equally as important as sharing the Gospel! This guide will give you a few pointers on how to follow-up correctly.

SIX THINGS TO DO WHEN FOLLOWING UP

1. Determine how many and what kind of follow-up has been requested.

As soon as possible, read through the response cards after you have collected them and let your Coach know how many people committed their lives to Christ and how many students have questions or want someone to follow up with them.

2. Organize the response card information.

Write down on the follow-up chart the names, response, and contact info of everyone who made decisions and requested to talk with someone.

3. Make contact within 24 hours with everyone who responded to the Gospel on Engage Week.

This can be done by text message, personal conversation at school or social media, just remember to check with your parents for permission before contacting someone you do not know. The initial message should be something like this:

"Hello ____! My name is _____ and I saw that you came to First Priority club this week! We are really excited you came, and we hope you'll come back next week. I also noticed that you marked on your response card that you [prayed to begin a relationship with Christ] -or- [wanted to talk with someone about the Gospel] so I wanted to ask how I could help you. If you have questions about their responses, you can contact your Campus Coach for guidance.

4. Invite them to church! If they were invited by a friend to First Priority...

Ask that friend to invite them to youth group this week, since they are more likely to attend church with someone they know. If they plan to go to church for the first time, you can also ask your Coach to notify the Student Pastor that they will be having a new guest this week! Make sure to discard any response cards that you will not be needing for follow-up.

5. Offer a free Bible to those who prayed to receive Christ if Bibles are available through your First Priority club or church.

Make sure one is available before you offer and make sure they receive it if they accept.

6. Share Stories

Share any cool new salvation stories and new local youth group members with your Coach! He or she will want to celebrate with you about what God is doing through your club!

Student Name	Started following Jesus today.	Questions about following Jesus.	Wants to connect to youth group.	Follow-up dates and notes.
1.				
2.				
3.				
4.				
5.				
6.				
7.				
8.				
9.				
10.				
11.				
12.				



HOPE WEEKLY

THE
CONVERSATION
WITH ENEMIES



Table of Contents

1. Planning Guide	pg. 1
2. Help Week	pg. 2
3. Help Tool Printout	pg. 4
4. Overcome Week	pg. 6
5. Prepare Week	pg. 8
6. Engage Week	pg. 9
7. Response Cards	pg. 11
8. Follow-Up Guide	pg. 12
9. Follow-Up Sheet	pg. 13


This guide is provided by First Priority of America, Inc. and requires a covenant relationship with (FPoA) to use the ideas, name, and logo(s). For more information about starting a First Priority movement in your community, contact (FPOA) at one of the locations below: 888-808-FPOA(3762) // www.FIRSTPRIORITY.club // admin@firstpriority.club. Quotes, resources, or references used in this guide are not the property of FPOA. Because we are multi-denominational, we use the ESV Bible to try to stay in the middle. Use whatever translation fits your church and student culture.

The ESV® Bible (The Holy Bible, English Standard Version®) copyright © 2001 by Crossway, a publishing ministry of Good News Publishers. ESV® Text Edition: 2011. The ESV® text has been reproduced in cooperation with and by permission of Good News Publishers. Unauthorized reproduction of this publication is prohibited. All rights reserved.

Planning Guide

Help Week:

 Promo:

 Welcome:
Have Help Tool ready and pass out.

 Host:


 Speaker:

 Follow-Up:

Overcome Week:

 Promo:

 Welcome:


 Host:
Choose game or video ready.

 Speaker:


 Follow-Up:

Prepare Week:

 Promo:

 Welcome:
Have Faith Story Sheets ready and pass out.


 Host:


 Student Speakers:

 Follow-Up:

Engage Week:

 Promo:

 Welcome:
Have response cards ready and hand out.

 Host:
Have game or video ready.

 Speaker:

 Follow-Up:

NOTES

HELP WEEK “THE CONVERSATION WITH ENEMIES”



Help Week

Helping each other believe and share the Gospel story.

Practice being with Jesus through Scripture, prayer, and a practical way to believe and share the Gospel in everyday life.



Promo:
Remember to invite people.



Welcome:
Remember to create a welcoming environment.



Host

”Welcome to First Priority! We are glad you are here! This week is Help Week and our goal is to use scripture and a tool to help us share our faith. Let’s start things off with prayer,”



Pray

Introduce Speaker: We are glad you are here! Today my friend _____ is going to talk about how to have a conversation with your enemies.”



Speaker

†=♥ **Help Tool: Take 5 Card**

Practice Help Week Tool before the club and **pass out Take 5 Card** to everyone who comes in. The Gospel discussion and Help Tool are designed to give you a basic understanding to believe, live, and share the Gospel.



Gospel Discussion

“The Conversation with Enemies.



Host

Announcements

Next week is Overcome Week! Start thinking now who you can invite to join you as we continue this conversation!



Pray



Follow-Up

Be available to talk or pray with people. Ask how you can walk with them on their Jesus journey.



Leader Tip

Time is important. Practice as a team how to have the best meeting possible in the time given.



God, I lift _____ up to You today and ask that You help me to see them like You see them. I pray that _____ would come to know you personally. God give me the words and the opportunity to share how to begin a relationship with You. In Jesus name I pray, amen!

Gospel Discussion

“The Conversation with Enemies”



Highlight Scripture

Matthew 5:44

“But I say to you, Love your enemies and pray for those who persecute you.”



Explain (Give context)

Who would you say your enemies are? (Allow students to respond). This can bring up different kinds of feelings, from betrayal to gossip. As we think of who these people are, start praying that God will give you a heart to love them.

Let’s read what Jesus says we should do with our enemies in Matthew chapter 5 verses 43 and 44. “You have heard that it was said, ‘You shall love your neighbor and hate your enemy.’ BUT I say to you, Love your enemies and pray for those who persecute you,” Why should we pray for our enemies? Because Jesus did. He prayed for those who opposed Him, for those who betrayed Him, and as He was hung on the cross, He asked God to forgive them. Jesus modeled how we should pray for our enemies and commanded us to do the same. Our hearts should desire for our enemies to have a relationship with Jesus and their presence in Heaven. So we pray like the apostle Paul did in Romans chapter 10 verse 1, “Brothers, my heart’s desire and prayer to God for them is that they may be saved.”

Today our Help Tool will be something as simple as a card to remind us to take 5 and pray for 5.



Apply

(See “Take 5” card for details).

Think of 5 people you would consider your enemy and commit to take 5 minutes a day and pray for their salvation and for God to give you an opportunity to share Jesus with them.



Respond (Individually)

Take a few minutes and begin praying for your Take 5.

Here is a sample prayer:

God, I lift _____ up to You today and ask that You help me to see them like You see them. I pray that _____ would come to know you personally. God give me the words and the opportunity to share how to begin a relationship with You. In Jesus name I pray, amen!



Bottom Line

Take five to pray for five.



Disciple Tip

Practicing the way of Jesus includes loving our enemies the way Jesus loved His.



PRAY for 5

God, I lift _____ up to
You today and ask that
You help me to see them
like You see them. I pray
that _____ would
come to know you
personally. God give me
the words and
opportunity to share how
to begin a relationship
with You. In Jesus name I
pray, amen!

PRAY for 5

God, I lift _____ up to
You today and ask that
You help me to see them
like You see them. I pray
that _____ would
come to know you
personally. God give me
the words and
opportunity to share how
to begin a relationship
with You. In Jesus name I
pray, amen!

PRAY for 5

God, I lift _____ up to
You today and ask that
You help me to see them
like You see them. I pray
that _____ would
come to know you
personally. God give me
the words and
opportunity to share how
to begin a relationship
with You. In Jesus name I
pray, amen!

PRAY for 5

God, I lift _____ up to
You today and ask that
You help me to see them
like You see them. I pray
that _____ would
come to know you
personally. God give me
the words and
opportunity to share how
to begin a relationship
with You. In Jesus name I
pray, amen!

PRAY for 5

God, I lift _____ up to
You today and ask that
You help me to see them
like You see them. I pray
that _____ would
come to know you
personally. God give me
the words and
opportunity to share how
to begin a relationship
with You. In Jesus name I
pray, amen!

PRAY for 5

God, I lift _____ up to
You today and ask that
You help me to see them
like You see them. I pray
that _____ would
come to know you
personally. God give me
the words and
opportunity to share how
to begin a relationship
with You. In Jesus name I
pray, amen!

PRAY for 5

God, I lift _____ up to
You today and ask that
You help me to see them
like You see them. I pray
that _____ would
come to know you
personally. God give me
the words and
opportunity to share how
to begin a relationship
with You. In Jesus name I
pray, amen!

PRAY for 5

God, I lift _____ up to
You today and ask that
You help me to see them
like You see them. I pray
that _____ would
come to know you
personally. God give me
the words and
opportunity to share how
to begin a relationship
with You. In Jesus name I
pray, amen!

PRAY for 5

God, I lift _____ up to
You today and ask that
You help me to see them
like You see them. I pray
that _____ would
come to know you
personally. God give me
the words and
opportunity to share how
to begin a relationship
with You. In Jesus name I
pray, amen!

PRAY for 5

God, I lift _____ up to
You today and ask that
You help me to see them
like You see them. I pray
that _____ would
come to know you
personally. God give me
the words and
opportunity to share how
to begin a relationship
with You. In Jesus name I
pray, amen!

TAKE 5

Take 5 minutes a day

List your 5 below:

1. _____
2. _____
3. _____
4. _____
5. _____

PRAY for 5

TAKE 5

Take 5 minutes a day

List your 5 below:

1. _____
2. _____
3. _____
4. _____
5. _____

PRAY for 5

TAKE 5

Take 5 minutes a day

List your 5 below:

1. _____
2. _____
3. _____
4. _____
5. _____

PRAY for 5

TAKE 5

Take 5 minutes a day

List your 5 below:

1. _____
2. _____
3. _____
4. _____
5. _____

PRAY for 5

TAKE 5

Take 5 minutes a day

List your 5 below:

1. _____
2. _____
3. _____
4. _____
5. _____

PRAY for 5

TAKE 5

Take 5 minutes a day

List your 5 below:

1. _____
2. _____
3. _____
4. _____
5. _____

PRAY for 5

TAKE 5

Take 5 minutes a day

List your 5 below:

1. _____
2. _____
3. _____
4. _____
5. _____

PRAY for 5

TAKE 5

Take 5 minutes a day

List your 5 below:

1. _____
2. _____
3. _____
4. _____
5. _____

PRAY for 5

TAKE 5

Take 5 minutes a day

List your 5 below:

1. _____
2. _____
3. _____
4. _____
5. _____

PRAY for 5

TAKE 5

Take 5 minutes a day

List your 5 below:

1. _____
2. _____
3. _____
4. _____
5. _____

PRAY for 5

OVERCOME WEEK "THE CONVERSATION WITH ENEMIES"



Overcome Week

Overcoming your fear of sharing the Gospel story.

Practice becoming like Jesus

by letting Him transform you from the inside out.



Promo:
Remember to invite people.



Welcome:
Remember to create a welcoming environment.



Host

Welcome to First Priority! Today is Overcome Week. Our goal is to learn how to overcome things that keep us from believing and sharing the Gospel in everyday life.



Pray

Say something like: We are glad you are here! Today my friend _____ is going to talk about how we can overcome fears of having a conversation with Enemies.



Game

Choose a game or funny video to play for 3-5 minutes to get people laughing and talking.



Speaker

Gospel Discussion

"Overcoming Fear of the Conversation with Enemies"



Host



Announcements

Next week is Prepare Week! Start thinking now who you can invite to join you as we continue this conversation!



Pray



Follow-Up

Be available to talk or pray with people. Ask how you can walk with them on their Jesus journey.



Leader Tip

Give others opportunities to volunteer and lead.



Gospel Discussion

"Overcoming Fear of the Conversation with Enemies"



Highlight Scripture

1 John 4:18a

"There is no fear in love, but perfect love casts out fear."



Explain (Give context)

What motivates us to react to our enemies? Last week we talked about how the Gospel demands that we love our enemies. We are to even love them enough to show it and share it.

It's HARD to love enemies. Especially if they have gone out of their way to cause us great pain. Most of the time, our behavior towards our enemies is motivated by fear. Fear of pain, fear of losing, fear of what they are going to do next. 1 John 4 tells us, however, that we need not fear, only love – and love BRAVELY.

This doesn't mean that we allow people to abuse or take advantage of us, but it does mean that we withhold any rights to get even. We refuse to repay hate with more hate. We even refuse to avoid them. Instead, we practice FORGIVENESS.

Did you know that hostility met with kindness and forgiveness is a picture of the Gospel? You are sharing the Gospel with your actions when you respond like Jesus did. Who knows, you may even get the opportunity to explain why you don't react like other people – the hope of Jesus Christ in your life. If we picture people the way Jesus does, we will understand how much he loves them, enough to die on a cross for them.



Apply

Think about your own life and those who've hurt you. How did you react? Were you Christlike? Did you get an opportunity to share the Gospel?



Respond (Groups of 3-5)

Here is an example of how you could start a conversation with an enemy:

"Hi, ----- We've gotten off to a bad start this school year and I just wanted to let you know that I don't hate you. Have I done something to hurt you? I want to know where you are coming from and make peace between us. I try to follow the teachings of Jesus and so I should try to love you instead of getting back at you. How can we find a solution?"



Bottom Line

Loving your enemies is about releasing revenge so you can love them like Jesus.



Disciple Tip

Becoming like Jesus is a lifelong journey of pursuing the heart of Jesus.

PREPARE WEEK “THE CONVERSATION WITH ENEMIES”



Prepare Week

Preparing your story of receiving the Gospel.

Understand the value of your faith story and **practice** sharing it.



Promo:

Remember to invite people.



Welcome:

Remember to create a welcoming environment.



Host

"Welcome to First Priority! We are glad you are here! This week is Prepare Week, so our goal is to hear faith stories about how others came to know Christ and get insight about how we tell our own story. I would love to invite you to join us to kick things off in prayer."



Pray

I Am A Friend of God

Hand out one note card to each student at club and say something like:

Romans 5:10 tells us that, "For if while we were enemies we were reconciled to God by the death of his Son, much more, now that we are reconciled, shall we be saved by his life."

In other words, before we came to know Christ personally, we were enemies of the cross. We may not have shown an attitude of being against God, but our actions often don't seem to show that he is our Lord either. In John 15:15, Jesus, does something surprising for those who follow him. He calls them FRIENDS.

This month, we have been talking about sharing the Gospel with those who could be considered our enemy. On your note card, write down three ways in which you acted against God before you truly knew Him, and three ways in which you know that He is now your friend. When everyone finishes, each person can share what they wrote with the club. If we can identify these things in our lives, we may learn to have more patience, love, and compassion for our enemies.



Announcements

Thank you everyone for being here today! Next week is Engage Week so invite as many people as you can to come and hear the Good News of Jesus.



Pray



Follow-Up

Be available to talk or pray with people.
Ask how you can walk with them on their Jesus journey.



Leader Tip

A true leader turns enemies into allies and allies into family.



ENGAGE WEEK “THE CONVERSATION WITH ENEMIES”



Engage Week

Engage your school with the Gospel story.

Do what Jesus did by sharing the Gospel story with your friends through words and actions.



Promo:

Remember to invite people.



Welcome:

Remember to create a welcoming environment.



Host

"Welcome to First Priority! We are glad that you joined us! Today we are going to start off with a game to get to know each other better.



Game

Choose a game or funny video to play for 3-5 minutes to get people laughing and talking.

Say something like: "Today, my friend, _____, is going to share something that is very important to them. Please listen respectfully as it takes a lot of courage to speak in front of others. You all were given a "student response card" that looks like this (hold up a sample card) when you came in. Hold on to it and we will explain what it is for later."



Speaker



Gospel Discussion

“3 Crowns”



Host

Invitation Options

1. Response Cards: If everyone would take a minute and think about what was shared today. If you decided to begin a relationship with Jesus today, then on your response card, simply check that box. Let us know so that we can connect with you and answer any questions you may have. If you have questions or would like us to help you find a youth group to go to, check that box and we would love to connect with you.

2. Talk/Pray with Someone: If you would like to talk to a Student Leader or have them pray with you they would be glad to! Just catch one of them before you leave and let them know what impacted you today and how they can pray for you.



Announcements

Next week is Help Week! Start thinking now who you can invite to join you as we continue this conversation!



Pray



Follow-Up

Be available to talk or pray with people. Ask how you can walk with them on their Jesus journey.



Leader Tip

Leaders work for peace and justice in the world.



Gospel Discussion

“3 CROWNS”

“Where did I come from? “Why am I here? Where am I going?” These are three important questions everyone thinks about, eventually. The answers can be found in a story called 'The 3 Crowns.' It summarizes the main story of the Bible, which reveals the true and perfect record of humanity’s origin, purpose and destiny.

CROWN 1 GOD

The story of 3 Crowns begins with God, because the first four words in the Bible are “In the beginning God.” The first crown represents God; He is King over all creation! Before anything existed, God was there. He is all-powerful, all-knowing, and present everywhere. God spoke and, out of nothing, He created the heavens and the earth. He created everything everywhere! Because of this He is in authority of all things. God is love and He made humanity in His image so that we could love, worship, and glorify God forever.

CROWN 2 MAN

The problem is that we have chosen to turn and go our own way. In our pride, we rejected God’s plan for our lives, we rebelled against the authority of God’s crown and we crowned ourselves. This is the second crown. We have made ourselves king. The Bible calls this sin. Sin separates us from God. The penalty for our sin is death, both physical and spiritual. Our sin has brought a curse on creation and brokenness into the world. Sadness, sickness, suffering, and pain now touch all our lives. The final separation, as a result of our self-rule, is a Godless eternity in hell.

CROWN 3 CHRIST

The good news is that God so loved the world that he sent His Son, Jesus, into the world. He came from heaven to save us and to shine His light into our darkened hearts. Jesus taught us that by following Him as King we could have a relationship with God and, one day, live in His Kingdom forever. He challenged us to love God and others first. He used his great power to heal our sadness, sickness, suffering, and pain. Jesus lived a perfect, sinless life and then He died on a cross, offering His life as payment for the debt we owe due to our rebellion against God. His sacrifice not only demonstrates His absolute love for us but it also pays the price of sin and removes the curse of separation from God for all who believe.

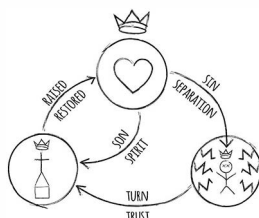
Miraculously, three days after Jesus died and was buried in a tomb, He was raised to life again; defeating sin, death, and the powers of darkness! Then, He ascended to heaven and was restored to His former glory at the right hand of God the Father. Jesus now rules and reigns over God's Kingdom as Lord of all. This is the third crown. Christ is King. God has sent His Spirit to open hearts and minds to this Good News. His Spirit also empowers and encourages those who follow Jesus as King to fulfill His mission to love the world and spread this story through His Church.

RESPONSE TURN & TRUST

So, which circle reflects your spiritual condition? Are you wearing the crown? Or is Christ the King and Savior of your life? To move from the right circle to the left, you must first turn from depending upon yourself, because you can never earn God’s forgiveness through your own good works. Instead you must trust in Jesus Christ. You must trust what Jesus accomplished for you through his sinless life, sacrificial death, and triumphant resurrection. This is the only way you can be raised to life spiritually and have a restored relationship with God. You must remove the crown from your head and come to Jesus for forgiveness.

WHICH CIRCLE WOULD YOU LIKE TO BE IN?

The Bible says, “Everyone who calls on the name of the Lord will be saved” (Romans 10:13). You can call out to the Lord Jesus right now, through prayer, and ask Him to save you. Pray something like this: “Lord Jesus, I believe that you are the Son of God and Savior of the world. Today I turn from my way to yours. I take the crown off my head and come to you as King. Thank you for loving me. I trust in your death and risen life to cancel my sin, raise me to new life, and restore me to God now and forever. Fill me with your Spirit and make me a new person. In your name, Jesus, I pray. Amen.”



Disciple Tip

Doing what Jesus did means loving the broken and outcasts.



STUDENT RESPONSE CARD

My response to the gospel message today

(please only check one):

- I want to start following Jesus **today**.
- I have **questions** about following Jesus.
- I am **already** a follower of Jesus.
- I would like to get connected to a youth group.

My Name _____

Cell # _____

Do you attend a church? _____

Who invited you to First Priority today? _____

The information you put on this card will be given to a student leader to follow up with you. Your information will not be stored or given to anyone else.

STUDENT RESPONSE CARD

My response to the gospel message today

(please only check one):

- I want to start following Jesus **today**.
- I have **questions** about following Jesus.
- I am **already** a follower of Jesus.
- I would like to get connected to a youth group.

My Name _____

Cell # _____

Do you attend a church? _____

Who invited you to First Priority today? _____

The information you put on this card will be given to a student leader to follow up with you. Your information will not be stored or given to anyone else.

STUDENT RESPONSE CARD

My response to the gospel message today

(please only check one):

- I want to start following Jesus **today**.
- I have **questions** about following Jesus.
- I am **already** a follower of Jesus.
- I would like to get connected to a youth group.

My Name _____

Cell # _____

Do you attend a church? _____

Who invited you to First Priority today? _____

The information you put on this card will be given to a student leader to follow up with you. Your information will not be stored or given to anyone else.

STUDENT RESPONSE CARD

My response to the gospel message today

(please only check one):

- I want to start following Jesus **today**.
- I have **questions** about following Jesus.
- I am **already** a follower of Jesus.
- I would like to get connected to a youth group.

My Name _____

Cell # _____

Do you attend a church? _____

Who invited you to First Priority today? _____

The information you put on this card will be given to a student leader to follow up with you. Your information will not be stored or given to anyone else.

FOLLOW-UP GUIDE

Following up with those who just committed their lives to Jesus or have questions is equally as important as sharing the Gospel! This guide will give you a few pointers on how to follow-up correctly.

SIX THINGS TO DO WHEN FOLLOWING UP

1. Determine how many and what kind of follow-up has been requested.

As soon as possible, read through the response cards after you have collected them and let your Coach know how many people committed their lives to Christ and how many students have questions or want someone to follow up with them.

2. Organize the response card information.

Write down on the follow-up chart the names, response, and contact info of everyone who made decisions and requested to talk with someone.

3. Make contact within 24 hours with everyone who responded to the Gospel on Engage Week.

This can be done by text message, personal conversation at school or social media, just remember to check with your parents for permission before contacting someone you do not know. The initial message should be something like this:

"Hello ____! My name is _____ and I saw that you came to First Priority club this week! We are really excited you came, and we hope you'll come back next week. I also noticed that you marked on your response card that you [prayed to begin a relationship with Christ] -or- [wanted to talk with someone about the Gospel] so I wanted to ask how I could help you. If you have questions about their responses, you can contact your Campus Coach for guidance.

4. Invite them to church! If they were invited by a friend to First Priority...

Ask that friend to invite them to youth group this week, since they are more likely to attend church with someone they know. If they plan to go to church for the first time, you can also ask your Coach to notify the Student Pastor that they will be having a new guest this week! Make sure to discard any response cards that you will not be needing for follow-up.

5. Offer a free Bible to those who prayed to receive Christ if Bibles are available through your First Priority club or church.

Make sure one is available before you offer and make sure they receive it if they accept.

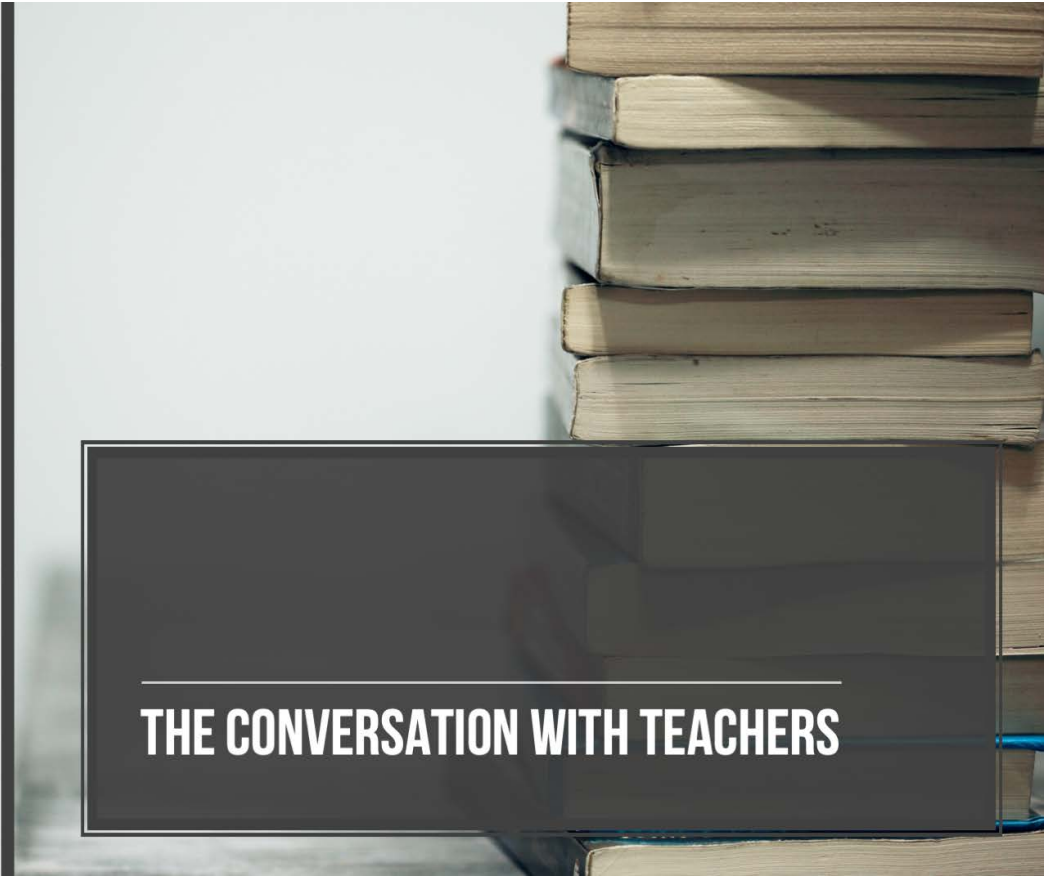
6. Share Stories

Share any cool new salvation stories and new local youth group members with your Coach! He or she will want to celebrate with you about what God is doing through your club!

Student Name	Started following Jesus today.	Questions about following Jesus.	Wants to connect to youth group.	Follow-up dates and notes.
1.				
2.				
3.				
4.				
5.				
6.				
7.				
8.				
9.				
10.				
11.				
12.				



HOPE WEEKLY



THE CONVERSATION WITH TEACHERS

Table of Contents

1. Planning Guide	pg. 1
2. Help Week	pg. 2
3. Help Tool Printout	pg. 4
4. Overcome Week	pg. 5
5. Prepare Week	pg. 7
6. Engage Week	pg. 9
7. Response Cards	pg. 11
8. Follow-Up Guide	pg. 12
9. Follow-Up Sheet	pg. 13


This guide is provided by First Priority of America, Inc. and requires a covenant relationship with (FPoA) to use the ideas, name, and logo(s). For more information about starting a First Priority movement in your community, contact (FPOA) at one of the locations below: 888-808-FPOA(3762) // www.FIRSTPRIORITY.club // admin@firstpriority.club. Quotes, resources, or references used in this guide are not the property of FPOA. Because we are multi-denominational, we use the ESV Bible to try to stay in the middle. Use whatever translation fits your church and student culture.

The ESV® Bible (The Holy Bible, English Standard Version®) copyright © 2001 by Crossway, a publishing ministry of Good News Publishers. ESV® Text Edition: 2011. The ESV® text has been reproduced in cooperation with and by permission of Good News Publishers. Unauthorized reproduction of this publication is prohibited. All rights reserved.

Planning Guide

Help Week:

 Promo:

 Welcome:
Have Help Tool ready and pass out.

 Host:


 Speaker:

 Follow-Up:

Overcome Week:

 Promo:

 Welcome:


 Host:
Choose game or video ready.

 Speaker:


 Follow-Up:

Prepare Week:

 Promo:


 Welcome:
Have Faith Story Sheets ready and pass out.


 Host:


 Student Speakers:

 Follow-Up:

Engage Week:

 Promo:

 Welcome:
Have response cards ready and hand out.

 Host:
Have game or video ready.

 Speaker:

 Follow-Up:

NOTES

HELP WEEK “THE CONVERSATION WITH TEACHERS”



Help Week

Helping each other believe and share the Gospel story.

Practice being with Jesus through Scripture, prayer, and a practical way to believe and share the Gospel in everyday life.



Promo:
Remember to invite people.



Welcome:
Remember to create a welcoming environment.



Host

”Welcome to First Priority! We are glad you are here! This week is Help Week and our goal is to use scripture and a tool to help us share our faith. Let’s start things off with prayer.”



Pray

Introduce Speaker: We are glad you are here! Today my friend _____ is going to talk about how to show our teachers the Gospel through acts of kindness.



Speaker



Help Tool: Thank You Letter

Practice the Help Tool before the club and **pass out the Thank You Letter Handout** to everyone who comes in. The Gospel discussion and Help Tool are designed to give you a basic understanding to believe, live, and share the Gospel.



Gospel Discussion

“The Conversation with Teachers”



Host



Announcements

Next week is Overcome Week! Start thinking now who you can invite to join you as we continue this conversation!



Pray



Follow-Up

Be available to talk or pray with people.
Ask how you can walk with them on their Jesus journey.



Leader Tip

Failing to plan is planning to fail.



Gospel Discussion

“The Conversation with Teachers”



Highlight Scripture

1 Timothy 2:1-6

“First of all, then, I urge that supplications, prayers, intercessions, and thanksgivings be made for all people, for kings and all who are in high positions, that we may lead a peaceful and quiet life, godly and dignified in every way. This is good, and it is pleasing in the sight of God our Savior, who desires all people to be saved and to come to the knowledge of the truth. For there is one God, and there is one mediator between God and men, the man Christ Jesus, who gave himself as a ransom for all, which is the testimony given at the proper time.”



Explain (give context)

A kind word goes a long way. I think all of us would rather hear someone say "thank you" than to hear them speak words of discouragement. Sometimes, I forget about the people who give a lot of their time to help me succeed. People like our teachers. Paul, a follower of Jesus, wrote a letter to someone who he taught to follow Jesus named Timothy. In his letter to Timothy, he encouraged him to pray and be thankful for people who were in positions of authority in the world. He even said that this is pleasing to God! But why? He says this pleases God because He desires that all people would know about the truth of Jesus. The true story of how He gave His life that every person could have a relationship with God now and forever. When you think about "all people" receiving the hope of Jesus, do you think of your teachers? Paul did! This conversation does not have to be awkward. It can begin with two simple words - thank you. Just like Paul encouraged Timothy to pray and be thankful for those in authority, we should take time today to pray and be thankful for our teachers.



Apply

Today we are going to practice the way of Jesus by praying for our teachers and writing a “Thank You Letter” of appreciation to them. This act of kindness and appreciation could be your way of sharing the Gospel in word and deed.



Respond (Groups of 3-5)

Begin writing your "Thank you letters" and talk about ways you can appreciate your teachers. Create space and time to pray for your teachers, write your letters, and ask God to give you confidence to begin a conversation with a teacher.



Bottom Line

God wants all people to know the true story of the Gospel.



Disciple Tip

Practice being with Jesus by setting aside time to read the Gospels.

OVERCOME WEEK "THE CONVERSATION WITH TEACHERS"



Overcome Week

Overcoming your fear of sharing the Gospel story.

Practice becoming like Jesus

by letting Him transform you from the inside out.



Promo:

Remember to invite people.



Welcome:

Remember to create a welcoming environment.



Host

Welcome to First Priority! Today is Overcome Week. Our goal is to learn how to overcome things that keep us from believing and sharing the Gospel in everyday life.



Pray

Say something like: We are glad you are here! Today my friend _____ is going to talk about the how we can overcome fears of having a conversation with teachers.



Game

Choose a game or funny video to play for 3-5 minutes to get people laughing and talking.



Speaker

Gospel Discussion

"Overcoming Fear of the Conversation with Teachers"



Host



Announcements

Next week is Prepare Week! Start thinking now who you can invite to join you as we continue this conversation!



Pray



Follow-Up

Be available to talk or pray with people. Ask how you can walk with them on their Jesus journey.



Leader Tip

Go out of your way to make your club environment better.



Gospel Discussion

"Overcoming the Fear of Sharing with Teachers"



Highlight Scripture

1 Peter 3:14-15a

"But even if you should suffer for righteousness' sake, you will be blessed. Have no fear of them, nor be troubled, but in your hearts honor Christ the Lord as holy, always being prepared to make a defense to anyone who asks you for a reason for the hope that is in you..."



Explain (Give context)

It may seem to you like your teachers, school administrators and staff are not real people with real lives, but they also need to hear the truth of the Gospel. They are very limited in what they can share with you about their religious views, but you are not limited in what you can share with them. You can make your views the subject of a school project if it meets the requirements of the assignment. You can bring your Bible to school and share the Gospel as long as you aren't interrupting instructional time. You are free to show and share the love of God!

Some of your teachers may already know God. Some may not. Regardless, even students can be a light for Christ anywhere, and that includes standing up for truth and showing sincere love toward your school faculty. Just because you are at school does not mean you have to leave your faith at home.

Did you know that you can also invite your teacher to First Priority? If you or another student is sharing their testimony or the Gospel, it is a great opportunity for them to hear the Truth while they are supporting you. Believe it or not, there are many teachers who have accepted Christ because they attended a Christian club and heard the Good News!



Apply

Do your teachers know what you believe? Have you ever explained it to them? Even teachers are humans and humans in need of truth. Maybe a good place to start is to ask your teacher, "How can I pray for you?"



Respond (Groups of 3-5)

Here is an example of how you could start a conversation with a teacher:

"Hi, Mr. or Mrs. . I was wondering how I can pray for you? I see how hard you work and I know it must be challenging as a teacher and so I wanted to ask. I believe that prayer helps people because I know God has helped me through many things when I've prayed."



Bottom Line

Our actions are one way that we preach the Gospel to our teachers.



Disciple Tip

Disciple making is about leaving our comfort zone to take the Gospel to others.

PREPARE WEEK “THE CONVERSATION WITH TEACHERS”



Prepare Week

Preparing your story of receiving the Gospel.

Understand the value of your faith story and **practice** sharing it.



Promo:

Remember to invite people.



Welcome:

Remember to create a welcoming environment.



Host

"Welcome to First Priority! We are glad you are here! This week is Prepare Week, so our goal is to hear faith stories about how others came to know Christ and get insight about how we tell our own story. I would love to invite you to join us to kick things off in prayer."

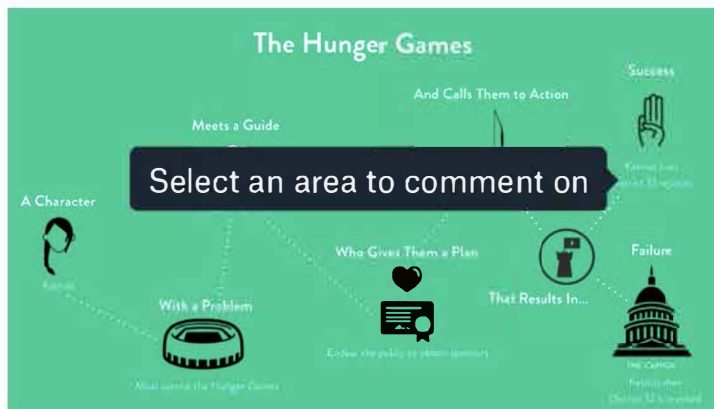


Pray

StoryBrand Stories

Today we are going to use the StoryBrand method of sharing our story. StoryBrand is an organization that helps businesses simplify and clarify their story for maximum impact. We are going to pass out sheets to work on clarifying and simplifying our story. If there is time a few people can share. This is also a great way to share with our teachers how we put our story together using StoryBrand.

The following is an example from something we are familiar with:



Announcements

Thank you everyone for being here today! Next week is Engage Week so invite as many people as you can to come and hear the Good News of Jesus.



Pray



Follow-Up

Be available to talk or pray with people. Ask how you can walk with them on their Jesus journey.



Leader Tip

Some of the most powerful words are “tell me a story”. Use yours to build relationships.





A Character

Your name:



With a Problem

Name a struggle in your life:



Meets a Guide

Who introduced you to Jesus?



Who Gives Them a Plan

How does following Jesus help you with the struggle you named?



And Calls Them to Action

What is one thing that you think God is calling you to do right now?



That Results in Success

How do you think following Jesus will change your life in the future?



Or Failure

What do you think would happen if you decided to no longer follow Jesus?

ENGAGE WEEK “THE CONVERSATION WITH TEACHERS”



Engage Week

Engage your school with the Gospel story.

Do what Jesus did by sharing the Gospel story with your friends through words and actions.



Promo:

Remember to invite people.



Welcome:

Remember to create a welcoming environment.



Host

"Welcome to First Priority! We are glad you joined us! Today we are going to start off with a game to get to know each other better.



Game

Choose a game or funny video to play for 3-5 minutes to get people laughing and talking.

Say something like: "Today, my friend, _____, is going to share something that is very important to them. Please listen respectfully as it takes a lot of courage to speak in front of others. You all were given a "student response card" that looks like this (hold up a sample card) when you came in. Hold on to it and we will explain what it is for later."



Speaker



Gospel Discussion

“The Story”



Host

Invitation Options

1. Response Cards: If everyone would take a minute and think about what was shared today. If you decided to begin a relationship with Jesus today, then on your response card, simply check that box. Let us know so that we can connect with you and answer any questions you may have. If you have questions or would like us to help you find a youth group to go to, check that box and we would love to connect with you.

2. Talk/Pray with Someone: If you would like to talk to a Student Leader or have them pray with you they would be glad to! Just catch one of them before you leave and let them know what impacted you today and how they can pray for you.



Announcements

Next week is Help Week! Start thinking now who you can invite to join you as we continue this conversation!



Pray



Follow-Up

Be available to talk or pray with people.
Ask how you can walk with them on their Jesus journey.



Leader Tip

Be intentional with the invitation and response cards as it is a key way to connect with others.





A Character

Jesus.

The Savior of the world. The Son of God. The perfect human. Jesus came to Earth to show us what it means to have a life full of meaning, purpose, and worth.



With a Problem

Jesus had infinite love for us, humans. He saw that our lives are broken by sin. That every human has experienced guilt, fear, shame, regret, and brokenness. Rather than let us live in that condition, He wanted to rescue us.



Meets a Guide

Jesus was fully God and fully man. Although, as a man He completely trusted the power of the Holy Spirit and witness of the God the Father to redeem humanity.



Who Gives Them a Plan

God's plan has always been to save us from our sins, failures, mistakes, and intentional acts of disobedience. God desires good for the world, not evil. His plan to restore the world to peace and harmony is to bring the Kingdom of God to Earth so that all people can experience love, acceptance, forgiveness, and peace.



And Calls Them to Action

Jesus is the ultimate example of heroic sacrifice. There was an evil plan to falsely accuse Jesus and murder Him. Jesus did not retaliate, but rather gave His life as a sacrifice so we could belong and be restored to God's family.



That Results in Success

The death of Jesus is not the end of the story. Jesus was raised from the dead by the power of God. Because Jesus is alive, He is making everything new. Including you and me.



Or Failure

Like me, all of you have experienced guilt, fear, shame, pride, and sense that you don't belong. There is Good News! By trusting in Jesus you can have new life in God's family. A life full of peace, love, and a place to belong.



Disciple Tip

Disciples believe a different story about the world. A narrative that the Gospel is redeeming humanity.

STUDENT RESPONSE CARD

My response to the gospel message today

(please only check one):

- I want to start following Jesus **today**.
- I have **questions** about following Jesus.
- I am **already** a follower of Jesus.
- I would like to get connected to a youth group.

My Name _____

Cell # _____

Do you attend a church? _____

Who invited you to First Priority today? _____

The information you put on this card will be given to a student leader to follow up with you. Your information will not be stored or given to anyone else.

STUDENT RESPONSE CARD

My response to the gospel message today

(please only check one):

- I want to start following Jesus **today**.
- I have **questions** about following Jesus.
- I am **already** a follower of Jesus.
- I would like to get connected to a youth group.

My Name _____

Cell # _____

Do you attend a church? _____

Who invited you to First Priority today? _____

The information you put on this card will be given to a student leader to follow up with you. Your information will not be stored or given to anyone else.

STUDENT RESPONSE CARD

My response to the gospel message today

(please only check one):

- I want to start following Jesus **today**.
- I have **questions** about following Jesus.
- I am **already** a follower of Jesus.
- I would like to get connected to a youth group.

My Name _____

Cell # _____

Do you attend a church? _____

Who invited you to First Priority today? _____

The information you put on this card will be given to a student leader to follow up with you. Your information will not be stored or given to anyone else.

STUDENT RESPONSE CARD

My response to the gospel message today

(please only check one):

- I want to start following Jesus **today**.
- I have **questions** about following Jesus.
- I am **already** a follower of Jesus.
- I would like to get connected to a youth group.

My Name _____

Cell # _____

Do you attend a church? _____

Who invited you to First Priority today? _____

The information you put on this card will be given to a student leader to follow up with you. Your information will not be stored or given to anyone else.

FOLLOW-UP GUIDE

Following up with those who just committed their lives to Jesus or have questions is equally as important as sharing the Gospel! This guide will give you a few pointers on how to follow-up correctly.

SIX THINGS TO DO WHEN FOLLOWING UP

1. Determine how many and what kind of follow-up has been requested.

As soon as possible, read through the response cards after you have collected them and let your Coach know how many people committed their lives to Christ and how many students have questions or want someone to follow up with them.

2. Organize the response card information.

Write down on the follow-up chart the names, response, and contact info of everyone who made decisions and requested to talk with someone.

3. Make contact within 24 hours with everyone who responded to the Gospel on Engage Week.

This can be done by text message, personal conversation at school or social media, just remember to check with your parents for permission before contacting someone you do not know. The initial message should be something like this:

"Hello ____! My name is _____ and I saw that you came to First Priority club this week! We are really excited you came, and we hope you'll come back next week. I also noticed that you marked on your response card that you [prayed to begin a relationship with Christ] -or- [wanted to talk with someone about the Gospel] so I wanted to ask how I could help you. If you have questions about their responses, you can contact your Campus Coach for guidance.

4. Invite them to church! If they were invited by a friend to First Priority...

Ask that friend to invite them to youth group this week, since they are more likely to attend church with someone they know. If they plan to go to church for the first time, you can also ask your Coach to notify the Student Pastor that they will be having a new guest this week! Make sure to discard any response cards that you will not be needing for follow-up.

5. Offer a free Bible to those who prayed to receive Christ if Bibles are available through your First Priority club or church.

Make sure one is available before you offer and make sure they receive it if they accept.

6. Share Stories

Share any cool new salvation stories and new local youth group members with your Coach! He or she will want to celebrate with you about what God is doing through your club!

Student Name	Started following Jesus today.	Questions about following Jesus.	Wants to connect to youth group.	Follow-up dates and notes.
1.				
2.				
3.				
4.				
5.				
6.				
7.				
8.				
9.				
10.				
11.				
12.				



HOPE WEEKLY



THE CONVERSATION WITH THE WORLD

Table of Contents

1. Planning Guide	pg. 1
2. Help Week	pg. 2
3. Help Tool Printout	pg. 4
4. Overcome Week	pg. 6
5. Prepare Week	pg. 8
6. Engage Week	pg. 9
7. Response Cards	pg. 11
8. Follow-Up Guide	pg. 12
9. Follow-Up Sheet	pg. 13

This guide is provided by First Priority of America, Inc. and requires a covenant relationship with (FPoA) to use the ideas, name, and logo(s). For more information about starting a First Priority movement in your community, contact (FPOA) at one of the locations below: 888-808-FPOA(3762) // www.FIRSTPRIORITY.club // admin@firstpriority.club. Quotes, resources, or references used in this guide are not the property of FPOA. Because we are multi-denominational, we use the ESV Bible to try to stay in the middle. Use whatever translation fits your church and student culture.

The ESV® Bible (The Holy Bible, English Standard Version®) copyright © 2001 by Crossway, a publishing ministry of Good News Publishers. ESV® Text Edition: 2011. The ESV® text has been reproduced in cooperation with and by permission of Good News Publishers. Unauthorized reproduction of this publication is prohibited. All rights reserved.

Planning Guide

Help Week:



Promo:



Welcome:

Have Help Tool ready and pass out.



Host:



Speaker:



Follow-Up:

Overcome Week:



Promo:



Welcome:



Host:

Choose game or video ready.



Speaker:



Follow-Up:

Prepare Week:



Promo:



Welcome:

Have Faith Story Sheets ready and pass out.



Host:

Student Speakers:



Follow-Up:

Engage Week:



Promo:



Welcome:

Have response cards ready and hand out.



Host:

Have game or video ready.



Speaker:



Follow-Up:

NOTES

HELP WEEK “THE CONVERSATION WITH THE WORLD”



Help Week

Helping each other believe and share the Gospel story.

Practice being with Jesus through Scripture, prayer, and a practical way to believe and share the Gospel in everyday life.



Promo:
Remember to invite people.



Welcome:
Remember to create a welcoming environment.



Host

“Welcome to First Priority! We are glad you are here! This week is Help Week and our goal is to use scripture and a tool to help us share our faith. Let’s start things off with prayer.”



Pray

Introduce Speaker: We are glad you are here! Today my friend _____ is going to talk about how to share the Good News with the World.



Speaker



Help Tool: Life Death Cards

Practice Help Tool before the club and **pass out the Life Death Cards** to everyone who comes in. The Gospel discussion and Help Tool are designed to give you a basic understanding to believe, live, and share the Gospel.



Gospel Discussion

The Conversation with the World.



Host



Announcements

Next week is Overcome Week! Start thinking now who you can invite to join you as we continue this conversation!



Pray



Follow-Up

Be available to talk or pray with people.
Ask how you can walk with them on their Jesus journey.



Leader Tip

Leaders are impacting the world for the greater good everyday.





Gospel Discussion

“The Conversation with the World”



Highlight Scripture

Mark 16:15

“And he said to them, “Go into all the world and proclaim the gospel to the whole creation.”



Explain (Give context)

Have you had something so exciting to share that you couldn't wait for the world to find out? Is there anything that would keep you from telling everyone? As believers in Jesus, we have the most exciting news EVER and it is our job to tell everyone. John 3:16 explains it perfectly, “For God so loved the world, that He gave His only Son, that whoever believes in him should not perish but have eternal life.”

So, who do we tell the “Good News” to? In Mark chapter 16 verse 15, Jesus gives His final instructions to His disciples and to us, “Go into all the world and proclaim the gospel to the whole creation.” We tell EVERYONE! Your friends, family, enemies, teachers, and the outcasts. “For God did not send his Son into the world to condemn the world, but in order that the world might be saved through him” John 3:17.

So how do we start the conversation about Life & Death with the world? Today we have another Help Tool that will get the conversation started and help us share the Gospel with all creation just as Jesus instructed.



Apply

Choose today that you will share the Gospel with those people in your world that don't know Jesus. Take the Life/Death card and begin with the word “Death” showing. Read the top of the card, “For the wages of sin is death”. Then flip the card clockwise to show the word “Life” and read the top of the card, “But the gift of God is eternal life.” Next, read the verses on the back as you continue to share the Gospel. Begin a conversation about why you are a Christian and the Good News of Jesus.



Respond (Groups of 3-5)

Get into groups and pray for God to give you boldness to begin the conversation about Jesus with the world. Then take turns sharing the Life/Death card with your group.



Bottom Line

The only way the world will know about Jesus is if you tell them.



Disciple Tip

Being with Jesus teaches us to believe who He says we are.



The gift of God is eternal

Wife

The wages of sin is

The gift of God is eternal

Wife

The wages of sin is

The gift of God is eternal

Wife

The wages of sin is

The gift of God is eternal

Wife

The wages of sin is

The gift of God is eternal

Wife

The wages of sin is

The gift of God is eternal

Wife

The wages of sin is

The gift of God is eternal

Wife

The wages of sin is

The gift of God is eternal

Wife

The wages of sin is

The gift of God is eternal

Wife

The wages of sin is

The gift of God is eternal

Wife

The wages of sin is

OVERCOME WEEK "THE CONVERSATION WITH THE WORLD"



Overcome Week

Overcoming your fear of sharing the Gospel story.

Practice becoming like Jesus

by letting Him transform you from the inside out.



Promo:

Remember to invite people.



Welcome:

Remember to create a welcoming environment.



Host

Welcome to First Priority! Today is Overcome Week. Our goal is to learn how to overcome things that keep us from believing and sharing the Gospel in everyday life.



Pray

Say something like: We are glad you are here! Today my friend _____ is going to talk about the how we can overcome fears of having a conversation with The World .



Game

Choose a game or funny video to play for 3-5 minutes to get people laughing and talking.



Speaker

Gospel Discussion

"Overcoming Fear of the Conversation with World"



Host



Announcements

Next week is Prepare Week! Start thinking now who you can invite to join you as we continue this conversation!



Pray



Follow-Up

Be available to talk or pray with people.
Ask how you can walk with them on their Jesus journey.



Leader Tip

Leaders are learners. Find someone you can learn from.



Gospel Discussion

“Overcoming Fear of the Conversation with The World”



Highlight Scripture

Acts 1:8

“But you will receive power when the Holy Spirit has come upon you, and you will be my witnesses in Jerusalem and in all Judea and Samaria, and to the end of the earth.”



Explain (Give context)

Are you ready to share the Gospel with anyone in any situation and every opportunity the Holy Spirit leads in? Some of that will depend on how much effort you put into training all year long. If you have shared the Gospel with friends, family, followers, enemies, outcasts and others in your life, you are definitely ready. That’s why in Acts 1:8, Jesus gives us power not only to reach those closest to us, but also those the farthest away!

Maybe you will have the opportunity to go on a missions trip this summer. Maybe the mission field will come to you. Even technology allows you to communicate with people across the world. Whatever your situation, God has put you in exactly the right time and place to share the truth with someone who desperately needs to hear. You may be tempted to shrink back in fear. You may still get nervous. But, do you know what? The power to witness isn’t conditional. It’s a PROMISE for every believer.

You have THAT power. What will you do with the platform the God has given you? Will you elevate yourself, or will you show and share the Light of the world?



Apply

Plan to be effective this coming year by identifying one opportunity each day to show and share the love of Jesus. You might find people in the most unlikely places that want to hear about Jesus. Keep a journal each day about these “God-moments”.



Respond (Groups of 3-5)

Each conversation you have out in the world will be completely different. Maybe it will be with someone standing next to you in line at a store, maybe they will be next to you in an airplane. The important thing to remember is to be friendly, ask them about themselves, and try to bring Jesus into the conversation. Pray silently as you talk with them, and ask the Holy Spirit what to say.



Bottom Line

You have a platform to share the Gospel - use it intentionally!



Disciple Tip

Your relationship with Jesus is personal, but it is never private.

PREPARE WEEK “THE CONVERSATION WITH THE WORLD”



Prepare Week

Preparing your story of receiving the Gospel.

Understand the value of your faith story and **practice** sharing it.



Promo:

Remember to invite people.



Welcome:

Remember to create a welcoming environment.



Host

"Welcome to First Priority! We are glad that you are here! This week is Prepare Week, so our goal is to hear faith stories about how others came to know Christ and get insight about how we tell our own story. I would love to invite you to join us to kick things off in prayer."



Pray

Gospel Reviews

Hand a note card to each student and say something like:

"Have you ever read product reviews on Amazon.com? Imagine that you are going to give a personal review on the Gospel. You can talk about what it is, how it compares to other things, how much it costs, and what a difference it has made for you. The Gospel message, of course, isn't just a product, but this is a great way to learn to describe it to someone who doesn't know about it. We'll take a few minutes to write down our responses and go around the club to share what we wrote."



Announcements

Thank you everyone for being here today! Next week is Engage Week so invite as many people as you can to come and hear the Good News of Jesus.



Pray



Follow-Up

Be available to talk or pray with people.
Ask how you can walk with them on their Jesus journey.



Leader Tip

Leaders evaluate what they celebrate.



ENGAGE WEEK "THE CONVERSATION WITH THE WORLD"



Engage Week

Engage your school with the Gospel story.

Do what Jesus did by sharing the Gospel story with your friends through words and actions.



Promo:

Remember to invite people.



Welcome:

Remember to create a welcoming environment.



Host

"Welcome to First Priority! We are glad you joined us! Today we are going to start off with a game to get to know each other better.



Game

Choose a game or funny video to play for 3-5 minutes to get people laughing and talking.

Say something like: "Today, my friend, _____, is going to share something that is very important to them. Please listen respectfully as it takes a lot of courage to speak in front of others. You all were given a "student response card" that looks like this (hold up a sample card) when you came in. Hold on to it and we will explain what it is for later."



Speaker



Gospel Discussion

"Gospel Identity"



Host

Invitation Options

1. Response Cards: If everyone would take a minute and think about what was shared today. If you decided to begin a relationship with Jesus today, then on your response card, simply check that box. Let us know so that we can connect with you and answer any questions you may have. If you have questions or would like us to help you find a youth group to go to, check that box and we would love to connect with you.

2. Talk/Pray with Someone: If you would like to talk to a Student Leader or have them pray with you they would be glad to! Just catch one of them before you leave and let them know what impacted you today and how they can pray for you.



Announcements

Next week is Help Week! Start thinking now who you can invite to join you as we continue this conversation!



Pray



Follow-Up

Be available to talk or pray with people.
Ask how you can walk with them on their Jesus journey.



Leader Tip

Leaders are world changers.





“Gospel Identity”

Ephesians 2:4-5

"But God, being rich in mercy, because of the great love with which he loved us, even when we were dead in our trespasses, made us alive together with Christ—by grace you have been saved."

The Bible describes God as rich (having an over abundance) in many things like mercy, grace, and love, and anything He is rich in He generously pours out on us. And the greatest expression of His grace, mercy, and love is Jesus...it's the Gospel. And now in Jesus we find our Gospel identity and our mission!

Gospel Identity: Family of Servant Missionaries

As **family**, we are loved children of our Father, God.

As **servants**, we serve like Jesus with a nothing beneath me mentality.

As **missionaries**, we are sent to take hope to people who are far from God.

The Gospel of Jesus says many more things about our identity. The Gospel says that we are loved, forgiven, chosen, safe, we belong, we are included, honored, valued, of infinite worth, and created with a purpose.

Sadly, because of brokenness in the world, we call sin, most of us are not living in this Gospel identity. Instead there are other words that we may use to describe our life. Words like hopeless, without purpose, without meaning, unloved, unworthy, of no value, broken, guilty, ashamed, with do direction, lost, rejected, excluded, and dishonored.

Today, I want to give you Good News. I once described my life with words like these, until I heard the Good News of the Gospel. God loved me so much that Jesus came to Earth like a missionary to restore me to my purpose and identity. Jesus was God in the flesh. He wore our clothes, ate our food, and joined our celebrations. Jesus came for more than that though. He came to save me and you from our sins.

Jesus came to restore us to the people that we were created to be. Today I want you to know that you can be a part of our family of servant missionaries. You can exchange the negative words you use to describe yourself to new words. Words that God has said about you. What we call a Gospel identity.

God is generously offering everyone of us the free gift of salvation by His grace.

Pray: God, I know that my own sin has defined me. Words like fear, shame, and regret. Today I realize that God has created me and has the right to define me. I choose to follow Jesus now and forever. I want to embrace my Gospel identity as a dearly loved child of God. In Jesus' name. Amen.



Disciple Tip

Disciples believe a different story about the world. A narrative that the Gospel is redeeming humanity.

STUDENT RESPONSE CARD

My response to the gospel message today
(please only check one):

- I want to start following Jesus **today**.
- I have **questions** about following Jesus.
- I am **already** a follower of Jesus.
- I would like to get connected to a youth group.

My Name _____

Cell # _____

Do you attend a church? _____

Who invited you to First Priority today? _____

The information you put on this card will be given to a student leader to follow up with you. Your information will not be stored or given to anyone else.

STUDENT RESPONSE CARD

My response to the gospel message today
(please only check one):

- I want to start following Jesus **today**.
- I have **questions** about following Jesus.
- I am **already** a follower of Jesus.
- I would like to get connected to a youth group.

My Name _____

Cell # _____

Do you attend a church? _____

Who invited you to First Priority today? _____

The information you put on this card will be given to a student leader to follow up with you. Your information will not be stored or given to anyone else.

STUDENT RESPONSE CARD

My response to the gospel message today
(please only check one):

- I want to start following Jesus **today**.
- I have **questions** about following Jesus.
- I am **already** a follower of Jesus.
- I would like to get connected to a youth group.

My Name _____

Cell # _____

Do you attend a church? _____

Who invited you to First Priority today? _____

The information you put on this card will be given to a student leader to follow up with you. Your information will not be stored or given to anyone else.

STUDENT RESPONSE CARD

My response to the gospel message today
(please only check one):

- I want to start following Jesus **today**.
- I have **questions** about following Jesus.
- I am **already** a follower of Jesus.
- I would like to get connected to a youth group.

My Name _____

Cell # _____

Do you attend a church? _____

Who invited you to First Priority today? _____

The information you put on this card will be given to a student leader to follow up with you. Your information will not be stored or given to anyone else.

FOLLOW-UP GUIDE

Following up with those who just committed their lives to Jesus or have questions is equally as important as sharing the Gospel! This guide will give you a few pointers on how to follow-up correctly.

SIX THINGS TO DO WHEN FOLLOWING UP

1. Determine how many and what kind of follow-up has been requested.

As soon as possible, read through the response cards after you have collected them and let your Coach know how many people committed their lives to Christ and how many students have questions or want someone to follow up with them.

2. Organize the response card information.

Write down on the follow-up chart the names, response, and contact info of everyone who made decisions and requested to talk with someone.

3. Make contact within 24 hours with everyone who responded to the Gospel on Engage Week.

This can be done by text message, personal conversation at school or social media, just remember to check with your parents for permission before contacting someone you do not know. The initial message should be something like this:

"Hello ____! My name is _____ and I saw that you came to First Priority club this week! We are really excited you came, and we hope you'll come back next week. I also noticed that you marked on your response card that you [prayed to begin a relationship with Christ] -or- [wanted to talk with someone about the Gospel] so I wanted to ask how I could help you. If you have questions about their responses, you can contact your Campus Coach for guidance.

4. Invite them to church! If they were invited by a friend to First Priority...

Ask that friend to invite them to youth group this week, since they are more likely to attend church with someone they know. If they plan to go to church for the first time, you can also ask your Coach to notify the Student Pastor that they will be having a new guest this week! Make sure to discard any response cards that you will not be needing for follow-up.

5. Offer a free Bible to those who prayed to receive Christ if Bibles are available through your First Priority club or church.

Make sure one is available before you offer and make sure they receive it if they accept.

6. Share Stories

Share any cool new salvation stories and new local youth group members with your Coach! He or she will want to celebrate with you about what God is doing through your club!

Student Name	Started following Jesus today.	Questions about following Jesus.	Wants to connect to youth group.	Follow-up dates and notes.
1.				
2.				
3.				
4.				
5.				
6.				
7.				
8.				
9.				
10.				
11.				
12.				



To whom it may concern,

We would like to start a First Priority Club at our school. First Priority is a student-led club where we can develop skills like: leadership, integrity, character, teamwork, time-management, event planning, social, and public speaking skills through faith-based principles.

The goal is to be leaders who make a positive impact in our school and invite others to do the same. Everyone will be welcome to attend and there is no fee. We also want to partner with other clubs in projects that make a positive difference in our school.

Our plan each month is a four-week cycle called HOPE (Help, Overcome, Prepare, Engage). Each week has a different focus of how to be a leader such as: help tools, leaders tips, how to overcome setbacks, how to develop and share your story, ways to serve the school, and how to connect with others for the better good of the world.

First Priority Clubs are in schools throughout America. Therefore, we will have the opportunity to get resources, leadership development training, and have the opportunity to connect with Student Leaders from other schools and cities across the Nation who are making a positive difference in their schools.

We have worked on getting organized by asking a teacher to allow us to use their classroom. We have also provided our names along with the day, time, and room we would like to request meeting in.

Thank you for your time.

Sincerely,

Student Names

- 1.
- 2.
- 3.
- 4.
- 5.

Room:

Day:

Time:

Teacher Sponsor:

CLUB CONSTITUTION AND BY-LAWS

ARTICLE I - NAME OF THE CLUB

The First Priority Club of School.

ARTICLE II - PURPOSE OF THE CLUB

1. To encourage friends to understand the importance of living in relationship with God, serve as a resource to help students enhance their spiritual lives and provide an opportunity to integrate beliefs into daily living.
2. To provide members the occasion to grow in their faith and for them to develop into dynamic leaders on the campus and in the community.
3. To increase the self-esteem and moral foundation of peers while discouraging premarital sex, substance abuse, bullying, violence, suicide, etc.; that each member will develop a greater respect for the authority placed over them and pursue a lifestyle consistent to that outlined in the Bible.

ARTICLE III - QUALIFICATIONS OF THE MEMBERS

Club membership is open to any student in this school that agrees with and is able to comply with the stated guidelines in this constitution/by-laws, provided there is no attempt by them to disrupt the meeting. Membership is equated to consistent attendance and participation in the club.

ARTICLE IV - STUDENT LEADERSHIP

Our club may or may not have individuals holding positions of office depending on our school's requirements; our team of officers/ student leaders carry out the following duties including, but not limited to: greeters and promotion, club leader for a specific week, speaking publicly, teaching as able, securing guest speakers, leading or co-leading small groups, skits and mixers, announcements, and refreshments. Any candidate for leadership must be a devoted follower of Christ, avoiding disqualifying behavior that Scripture forbids (Galatians 5:19-21, 1 Corinthians 6:9-10), and setting a positive biblical example "in speech, in conduct, in love, in faith, in purity" (1 Timothy 4:12, c.f. Galatians 5:22-25).

ARTICLE V - MEETINGS

1. Our meetings are student led in accordance with the Equal Access Act (20 U.S.C. 4071-74), passed by Congress in 1984.
2. Our meetings occur weekly and are coordinated with our faculty sponsor: .
3. Our meetings provide students the opportunity to discover and develop leadership skills they will use the rest of their lives.
4. Our "HOPE" strategy of meetings provides students with the opportunity to grow and apply their personal faith and enhance their relationships with friends and family.
5. Our meetings encourage students to invite their peers to be a part of an exciting club that assembles in a respectful and friendly atmosphere.

ARTICLE VI – AFFILIATION

1. Our club is affiliated with First Priority, a not for profit ministry that resources clubs to succeed in their stated purpose.
2. First Priority connects a community volunteer (typically an area Youth Worker) to attend club meetings as an invited guest to help student leaders in fulfilling their assigned tasks.

ARTICLE VI - AMENDMENTS

Amendments to this Constitution/By-Laws may be proposed by any member. Amendments shall become effective if approved by the two-thirds of the members and faculty sponsor.

This Constitution/By-Laws agreed to at School this day of , 20 _____

By the following students:

- 1.
- 2.
- 3.
- 4.
- 5.



January

DAY	NEW TESTAMENT	PSALMS	BIBLE PROJECT VIDEO thebibleproject.com
1	Luke 1	Psalms 1	Psalms, Luke 1–9
2	Luke 2	Psalms 2	
3	Luke 3	Psalms 3–4	
4	Luke 4	Psalms 5	
5	Luke 5	Psalms 6	
6	Catch Up Day		
7	Catch Up Day		
8	Luke 6	Psalms 7	
9	Luke 7	Psalms 8	
10	Luke 8	Psalms 9	
11	Luke 9	Psalms 10	
12	Luke 10	Psalms 11–12	Luke 10-24
13	Catch Up Day		
14	Catch Up Day		
15	Luke 11	Psalms 13/14	
16	Luke 12	Psalms 15	
17	Luke 13	Psalms 16	
18	Luke 14	Psalms 17	
19	Luke 15,	Psalms 18	
20	Catch Up Day		
21	Catch Up Day		
22	Luke 16	Psalms 19	
23	Luke 17	Psalms 20	
24	Luke 18	Psalms 21	
25	Luke 19	Psalms 22	
26	Luke 20	Psalms 23–24	
27	Catch Up Day		
28	Catch Up Day		
29	Luke 21	Psalms 25	
30	Luke 22	Psalms 26	
31	Luke 23	Psalms 27	



February

DAY	NEW TESTAMENT	PSALMS	BIBLE PROJECT VIDEO thebibleproject.com
1	Luke 24	Psalms 28	
2	Acts 1	Psalms 29–30	Acts 1–12
3	Catch Up Day		The Holy Spirit
4	Catch Up Day		
5	Acts 2	Psalms 31	
6	Acts 3	Psalms 32–33	
7	Acts 4	Psalms 34	
8	Acts 5	Psalms 35	
9	Acts 6	Psalms 36	
10	Catch Up Day		
11	Catch Up Day		
12	Acts 7	Psalms 37	
13	Acts 8	Psalms 38	
14	Acts 9	Psalms 39–40	
15	Acts 10	Psalms 41	
16	Acts 11	Psalms 42	
17	Catch Up Day		
18	Catch Up Day		
19	Acts 12	Psalms 43–44	
20	Acts 13	Psalms 45	Acts 13–28
21	Acts 14	Psalms 46	
22	Acts 15	Psalms 47	
23	Acts 16	Psalms 48	
24	Catch Up Day		
25	Catch Up Day		
26	Acts 17	Psalms 49	
27	Acts 18	Psalms 50	
28	Acts 19	Psalms 51	



March

DAY	NEW TESTAMENT	PSALMS	BIBLE PROJECT VIDEO thebibleproject.com
1	Acts 20	Psalms 52–53	
2	Acts 21	Psalms 54	
3	Catch Up Day		
4	Catch Up Day		
5	Acts 22	Psalms 55	
6	Acts 23	Psalms 56	
7	Acts 24	Psalms 57–58	
8	Acts 25	Psalms 59	
9	Acts 26	Psalms 60	
10	Catch Up Day		
11	Catch Up Day		
12	Acts 27	Psalms 61	
13	Acts 28	Psalms 62	
14	Romans 1	Psalms 63–64	Romans 1–4
15	Romans 2	Psalms 65	
16	Romans 3	Psalms 66	
17	Catch Up Day		
18	Catch Up Day		
19	Romans 4	Psalms 67	
20	Romans 5	Psalms 68	Romans 5–16
21	Romans 6	Psalms 69–70	
22	Romans 7	Psalms 71	
23	Romans 8	Psalms 72	
24	Catch Up Day		
25	Catch Up Day		
26	Romans 9	Psalms 73	
27	Romans 10	Psalms 74	
28	Romans 11	Psalms 75	
29	Romans 12	Psalms 76–77	
30	Romans 13	Psalms 78	
31	Catch Up Day		



April

DAY	NEW TESTAMENT	PSALMS	BIBLE PROJECT VIDEO thebibleproject.com
1	Catch Up Day		
2	Romans 14	Psalms 79–80	
3	Romans 15	Psalms 81	
4	Romans 16	Psalms 82	
5	Matthew 1	Psalms 83	Matthew 1–13
6	Matthew 2	Psalms 84	
7	Catch Up Day		
8	Catch Up Day		
9	Matthew 3	Psalms 85	
10	Matthew 4	Psalms 86–87	
11	Matthew 5	Psalms 88	
12	Matthew 6	Psalms 89	
13	Matthew 7	Psalms 90	
14	Catch Up Day		
15	Catch Up Day		
16	Matthew 8	Psalms 91	
17	Matthew 9	Psalms 92–93	
18	Matthew 10	Psalms 94	
19	Matthew 11	Psalms 95	
20	Matthew 12	Psalms 96	
21	Catch Up Day		
22	Catch Up Day		
23	Matthew 13	Psalms 97	
24	Matthew 14	Psalms 98	Matthew 14–28
25	Matthew 15	Psalms 99–100	
26	Matthew 16	Psalms 101	
27	Matthew 17	Psalms 102	
28	Catch Up Day		
29	Catch Up Day		
30	Matthew 18	Psalms 103	



May

DAY	NEW TESTAMENT	PSALMS	BIBLE PROJECT VIDEO thebibleproject.com
1	Matthew 19	Psalms 104–105	
2	Matthew 20	Psalms 106	
3	Matthew 21	Psalms 107	
4	Matthew 22	Psalms 108	
5	Catch Up Day		
6	Catch Up Day		
7	Matthew 23	Psalms 109	
8	Matthew 24	Psalms 110	
9	Matthew 25	Psalms 111–12	
10	Matthew 26	Psalms 113	
11	Matthew 27	Psalms 114	
12	Catch Up Day		
13	Catch Up Day		
14	Matthew 28	Psalms 115	
15	1 Corinthians 1	Psalms 116–17	1 Corinthians
16	1 Corinthians 2	Psalms 118	
17	1 Corinthians 3	Psalms 119v1–32	
18	1 Corinthians 4	Psalms 119v33–96	
19	Catch Up Day		
20	Catch Up Day		
21	1 Corinthians 5	Psalms 119v97–144	
22	1 Corinthians 6	Psalms 119v145–176	
23	1 Corinthians 7	Psalms 120–21	
24	1 Corinthians 8	Psalms 122–123	
25	1 Corinthians 9	Psalms 124	
26	Catch Up Day		
27	Catch Up Day		
28	1 Corinthians 10	Psalms 125	
29	1 Corinthians 11	Psalms 126	
30	1 Corinthians 12	Psalms 127	
31	1 Corinthians 13	Psalms 128	



June

DAY	NEW TESTAMENT	PSALMS	BIBLE PROJECT VIDEO thebibleproject.com
1	1 Corinthians 14	Psalms 129	
2	Catch Up Day		
3	Catch Up Day		
4	1 Corinthians 15	Psalms 130	
5	1 Corinthians 16	Psalms 131	
6	2 Corinthians 1	Psalms 132	2 Corinthians
7	2 Corinthians 2	Psalms 133	
8	2 Corinthians 3	Psalms 134	
9	Catch Up Day		
10	Catch Up Day		
11	2 Corinthians 4	Psalms 135	
12	2 Corinthians 5	Psalms 136	
13	2 Corinthians 6	Psalms 137–38	
14	2 Corinthians 7	Psalms 139	
15	2 Corinthians 8	Psalms 140	
16	Catch Up Day		
17	Catch Up Day		
18	2 Corinthians 9	Psalms 141	
19	2 Corinthians 10	Psalms 142	
20	2 Corinthians 11	Psalms 143	
21	2 Corinthians 12	Psalms 144	
22	2 Corinthians 13	Psalms 145	
23	Catch Up Day		
24	Catch Up Day		
25	Galatians 1	Psalms 146	Galatians
26	Galatians 2	Psalms 147	
27	Galatians 3	Psalms 148	
28	Galatians 4	Psalms 149	
29	Galatians 5	Psalms 150	
30	Catch Up Day		



July

DAY	NEW TESTAMENT	PSALMS	BIBLE PROJECT VIDEO thebibleproject.com
1	Catch Up Day		
2	Galatians 6	Psalms 1	
3	Ephesians 1	Psalms 2	Ephesians
4	Ephesians 2	Psalms 3–4	
5	Ephesians 3	Psalms 5	
6	Ephesians 4	Psalms 6	
7	Catch Up Day		
8	Catch Up Day		
9	Ephesians 5	Psalms 7	
10	Ephesians 6	Psalms 8	
11	Philippians 1	Psalms 9	Philippians
12	Philippians 2	Psalms 10	
13	Philippians 3	Psalms 11–12	
14	Catch Up Day		
15	Catch Up Day		
16	Philippians 4	Psalms 13–14	
17	Colossians 1	Psalms 15	Colossians
18	Colossians 2	Psalms 16	
19	Colossians 3	Psalms 17	
20	Colossians 4	Psalms 18	
21	Catch Up Day		
22	Catch Up Day		
23	Mark 1	Psalms 19	Mark
24	Mark 2	Psalms 20	
25	Mark 3	Psalms 21	
26	Mark 4	Psalms 22	
27	Mark 5	Psalms 23–24	
28	Catch Up Day		
29	Catch Up Day		
30	Mark 6	Psalms 25	
31	Mark 7	Psalms 26	



August

DAY	NEW TESTAMENT	PSALMS	BIBLE PROJECT VIDEO thebibleproject.com
1	Mark 8	Psalms 27	
2	Mark 9	Psalms 28	
3	Mark 10	Psalms 29–30	
4	Catch Up Day		
5	Catch Up Day		
6	Mark 11	Psalms 31	
7	Mark 12	Psalms 32–33	
8	Mark 13	Psalms 34	
9	Mark 14	Psalms 35	
10	Mark 15	Psalms 36	
11	Catch Up Day		
12	Catch Up Day		
13	Mark 16	Psalms 37	
14	1 Thessalonians 1	Psalms 38	1 Thessalonians
15	1 Thessalonians 2	Psalms 39–40	
16	1 Thessalonians 3	Psalms 41	
17	1 Thessalonians 4	Psalms 42	
18	Catch Up Day		
19	Catch Up Day		
20	1 Thessalonians 5	Psalms 43–44	
21	2 Thessalonians 1	Psalms 45	
22	2 Thessalonians 2	Psalms 46	
23	2 Thessalonians 3	Psalms 47	
24	1 Timothy 1–2	Psalms 48	1 Timothy (RS)
25	Catch Up Day		
26	Catch Up Day		
27	1 Timothy 3–4	Psalms 49	Public Reading
28	1 Timothy 5–6	Psalms 50	
29	2 Timothy 1	Psalms 51	2 Timothy
30	2 Timothy 2	Psalms 52–53	
31	2 Timothy 3–4	Psalms 54	



September

DAY	NEW TESTAMENT	PSALMS	BIBLE PROJECT VIDEO thebibleproject.com
1	Catch Up Day		
2	Catch Up Day		
3	Titus 1	Psalms 55	
4	Titus 2	Psalms 56	
5	Titus 3	Psalms 57–58	
6	Philemon	Psalms 59	
7	Hebrews 1	Psalms 60	
8	Catch Up Day	Titus 2	Titus
9	Catch Up Day		
10	Hebrews 2	Psalms 61	
11	Hebrews 3	Psalms 62	
12	Hebrews 4	Psalms 63–64	
13	Hebrews 5	Psalms 65	Philemon
14	Hebrews 6	Psalms 66	Hebrews
15	Catch Up Day	Hebrews 3	
16	Catch Up Day		
17	Hebrews 7	Psalms 67	
18	Hebrews 8	Psalms 68	
19	Hebrews 9	Psalms 69–70	
20	Hebrews 10	Psalms 71	
21	Hebrews 11	Psalms 72	
22	Catch Up Day	Hebrews 8	
23	Catch Up Day		
24	Hebrews 12	Psalms 73	
25	Hebrews 13	Psalms 74	
26	John 1	Psalms 75	John 1–12
27	John 2	Psalms 76–77	
28	John 3	Psalms 78	
29	Catch Up Day		
30	Catch Up Day		



October

DAY	NEW TESTAMENT	PSALMS	BIBLE PROJECT VIDEO thebibleproject.com
1	John 4	Psalms 79–80	
2	John 5	Psalms 81	
3	John 6	Psalms 82	
4	John 7	Psalms 83	
5	John 8	Psalms 84	
6	Catch Up Day		
7	Catch Up Day		
8	John 9	Psalms 85	
9	John 10	Psalms 86–87	
10	John 11	Psalms 88	
11	John 12	Psalms 89	
12	John 13	Psalms 90	John 13–21
13	Catch Up Day		
14	Catch Up Day		
15	John 14	Psalms 91	
16	John 15	Psalms 92–93	
17	John 16	Psalms 94	
18	John 17	Psalms 95	
19	John 18	Psalms 96	
20	Catch Up Day		
21	Catch Up Day		
22	John 19	Psalms 97	
23	John 20	Psalms 98	
24	John 21	Psalms 99–100	
25	James 1	Psalms 101	James
26	James 2	Psalms 102	
27	Catch Up Day		
28	Catch Up Day		
29	James 3	Psalms 103	
30	James 4	Psalms 104–105	
31	James 5	Psalms 106	



November

DAY	NEW TESTAMENT	PSALMS	BIBLE PROJECT VIDEO thebibleproject.com
1	1 Peter 1	Psalms 107	1 Peter
2	1 Peter 2	Psalms 108	
3	Catch Up Day		
4	Catch Up Day		
5	1 Peter 3	Psalms 109	
6	1 Peter 4	Psalms 110	
7	1 Peter 5	Psalms 111–112	
8	2 Peter 1	Psalms 113	2 Peter
9	2 Peter 2	Psalms 114	
10	Catch Up Day		
11	Catch Up Day		
12	2 Peter 3	Psalms 115	1–3 John
13	1 John 1	Psalms 116–117	
14	1 John 2	Psalms 118	
15	1 John 3	Psalms 119v1–32	Daniel (RS)
16	1 John 4	Psalms 119v33–96	
17	Catch Up Day		
18	Catch Up Day		
19	1 John 5	Psalms 119v97–144	
20	2 John	Psalms 119v145–176	
21	3 John	Psalms 120–121	
22	Jude	Psalms 122–123	Jude
23	Revelation 1	Psalms 124	Revelation 1–11
24	Catch Up Day		
25	Catch Up Day		
26	Revelation 2	Psalms 125	The Day of the LORD
27	Revelation 3	Psalms 126	
28	Revelation 4	Psalms 127	
29	Revelation 5	Psalms 128	
30	Revelation 6	Psalms 129	



December

DAY	NEW TESTAMENT	PSALMS	BIBLE PROJECT VIDEO thebibleproject.com
1	Revelation 7	Psalm 130	
2	Catch Up Day		
3	Catch Up Day		
4	Revelation 8	Psalm 131	
5	Revelation 9	Psalm 132	
6	Revelation 10	Psalm 133	
7	Revelation 11	Psalm 134	
8	Revelation 12	Psalm 135	Revelation 12-22
9	Catch Up Day		
10	Catch Up Day		
11	Revelation 13	Psalm 136	
12	Revelation 14	Psalm 137-138	
13	Revelation 15	Psalm 139	
14	Revelation 16	Psalm 140	
15	Revelation 17	Psalm 141	
16	Catch Up Day		
17	Catch Up Day		
18	Revelation 18	Psalm 142	
19	Revelation 19	Psalm 143	Heaven + Earth
20	Revelation 20	Psalm 144	
21	Revelation 21	Psalm 145	
22	Revelation 22	Psalm 146	
23	Catch Up Day		
24	Catch Up Day		
25		Psalm 147	
26		Psalm 148	
27		Psalm 149	
28		Psalm 150	
29	Catch Up Day		
30	Catch Up Day		
31	Catch Up Day		

References

This purpose of this reference sheet is not meant to be exhaustive, but rather to acknowledge resources and ideas in this book.

1. **Practicing The Way: Be With Jesus // Become Like Jesus // Do What Jesus Did**

The idea of "Practicing The Way" of Jesus comes from the teachings of Jesus in Scripture. Passages such as Matthew 8:24-29 and Matthew 10:24-25. This idea has been elaborated on by authors like Dallas Willard in "The Spirit of the Disciplines" and Mark Scandrette in "Practicing The Way Of Jesus, Life Together In The Kingdom Of Love". John Mark Comer, Pastor of Bridgetown Church, does extensive teaching on "Practicing The Way" of Jesus and offers multiple teachings and resources at practictheway.org.

2. **The Cause Circle**

"The Cause Circle" is a resource of Dare 2 Share Ministries that teaches students to be disciples who make disciples. This is a free resources at dare2share.org/resources/free-teen-resources.

3. **The Four**

"The Four" is a Gospel tool provided at thefour.com to help students share the Gospel.

4. **The Cross Equals Love**

"The Cross Equals Love" is an idea from Hillsong. The info is provided at hillsong.com/easter/crossequalslove

5. **Honor Shame**

"Honor Shame" is a resource from Cru to share the Gospel. More info provided at honorshame.com.

6. **Three Crowns**

"Three Crowns" is a resource created by First Priority South Florida. More info can be found at firstpriority.cc/3crowns.

7. **Story Brand**

"Story Brand" is an organization that helps businesses clarify their message for maximum impact. Find more about this service and concept at storybrand.com.

8. **The Bible Project**

"The Bible Project" reading plan is a guided video course to help people understand Scripture as they read. More info at thebibleproject.com.

This guide is provided by First Priority of America, Inc. and requires a covenant relationship with (FPoA) to use the ideas, name, and logo(s). For more information about starting a First Priority movement in your community, contact (FPOA) at one of the locations below: 888-808-FPOA(3762) // www.FIRSTPRIORITY.club // admin@firstpriority.club. Quotes, resources, or references used in this guide are not the property of FPOA. Because we are multi-denominational, we use the ESV Bible to try to stay in the middle. Use whatever translation fits your church and student culture.

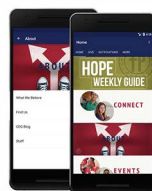
The ESV® Bible (The Holy Bible, English Standard Version®) copyright © 2001 by Crossway, a publishing ministry of Good News Publishers. ESV® Text Edition: 2011. The ESV® text has been reproduced in cooperation with and by permission of Good News Publishers. Unauthorized reproduction of this publication is prohibited. All rights reserved.

First Priority of America is a National Organization with the goal of uniting the Christian community across America to reach middle and high school students with the Good News of Christ.

fpofamerica.com



THE CONVERSATION



Download the app.

