

MONTH 9, VOLUME 4

HOPE

THE HOPE
OF CHRIST
IN EVERY
STUDENT

WEEKLY GUIDE



GEN TLE NESS


2018-2019 SCHOOL YEAR



FIRST PRIORITY

is a campus evangelism strategy implemented by the local church.

MISSION: To unite the local body of Christ with a plan of action to influence the schools with the gospel.



FIRST PRIORITY BUILDS NETWORKS OF SUPPORT

Students “The Players In the Game” Taking The Love & Message of Jesus Christ As Missionaries To Their School.



Parents “The Fans In The Stands” Praying For, Supporting & Discipling Their Children.



Churches “The Coaches On The Sidelines”

Equipping, Encouraging and Empowering Students.



Business / Community Leaders “The Owners Of The Team” Investing Leadership, Mentoring and Resources In Their Community.

Educators “The Referees Of The Game” Providing Guidance and Direction.



“First Priority is the most innovative way to reach a city for Christ. It unites our local churches together as one to make a difference.”

– Dr. Jay Strack, President of Student Leadership University

PLANNING GUIDE

Help Week:

Host:

Student speaker:

Behind the scenes organizer:

Overcome Week:

Host:

Student speaker:

Behind the scenes organizer:

Prepare Week:

Host:

Faith story 1:

Faith story 2: (optional)

Faith story 3: (optional)

Behind the scenes organizer:

Engage Week:

Host:

Activity leader:

Gospel presenter:

Behind the scenes organizer:

Host: Welcomes, opens in prayer, introduces the week, introduces the speaker, makes announcements, talks through response cards, thanks everyone, and dismisses.

Behind the scenes organizer: Makes necessary arrangements for (but doesn't do it all him/herself) greeters (who also hand out response cards), food, decor, printing, music.

GENTLENESS

Help Week Leader Guide

Help Week: A time for student leaders to equip their peers to become missionaries to their school, as they plan and pray for the month of campus ministry ahead.

PRE MEETING INSTRUCTIONS:

- Select one student to host this month's Help Week
- Remind students to post on social media and text friends reminding them about First Priority club

INTRODUCTION: 2 minutes

Welcome Students, Prayer and Introduction

- **Help Week Host:** "Welcome to First Priority! This club is a place to seek and grow in God. This week is Help Week where we help each other live out our faith at school. This HOPE Cycle we are going to focus on the eighth fruit of the Spirit, **GENTLENESS**. *"But the fruit of the Spirit is love, joy, peace, patience, kindness, goodness, faithfulness, **GENTLENESS**, self-control; against such things there is no law."* Galatians 5:22-23
- **Opening Prayer**
- **Introduce Student Leading Discussion:** "Today, my friend, _____, is going to share about how God will help lead you with gentleness."



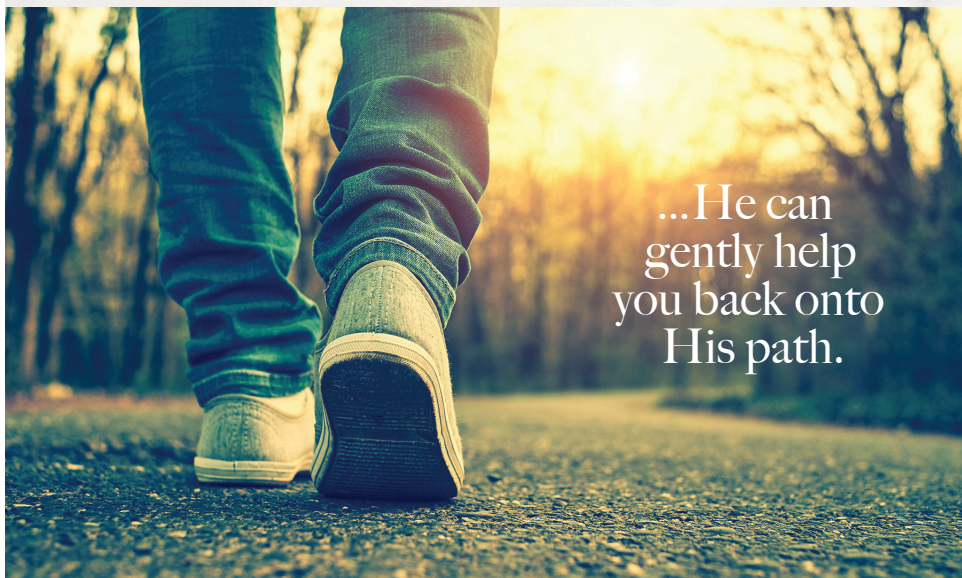
GROUP TIME: Listening for the Still Small Voice (20 Minutes)

Student Speaker: We serve a loving God and His desire is to lead us toward Him gently. God has many ways of gently leading us forward. He directs us through His word. **Psalm 119:105** says;

"Your Word is a lamp to my feet and a light to my path."

He also uses other people to help. **In Hebrews 13:7, it says;**

"Remember your leaders, those who spoke to you the word of God. Consider the outcome of their way of life and imitate their faith."



No matter how He leads you, God can do so without being harsh. If you head in the wrong direction, He can gently help you back onto His path. Even when you disobey, His desire is to lovingly correct you. In the process of learning to follow Him, God allows us to make choices and suffer the consequences of our choices; but He also knows how to pull us gently back to Him.

Illustration: Ask for 2 volunteers. Have one of them put on a blindfold and the other one whisper directions to the door. When the speaker says "GO", everyone in the club start shouting directions. Then, do it again but ask everyone to be quiet so that only the whisperer can be heard.

GENTLENESS Help Week Leader Guide (continued)

How was having the club shout at you through the room different from having directions whispered to you? Which way is more like how God leads you?

APPLY IT:

Discussion Option 1: Is it important to learn to let God lead you? How can you learn to recognize His leading better?

Discussion Option 2: How can we get away from the noise of life so that we can hear God?

ACTION CHALLENGE:

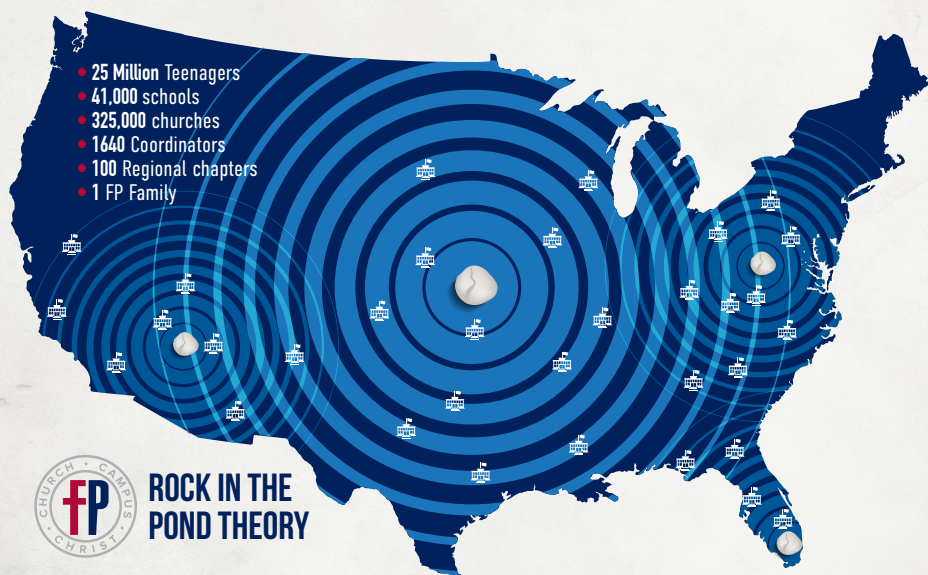
- **Group Challenge:** Think about 3 ways or situations that you need to be gentler to those around you. Use this week to practice and allow God to help you.
- **Share Challenge:** Invite 2 new people to join you next week.
- **Prayer Challenge:** Pray for God to gently lead you toward Him and help you to lead others to Him also.

WRAP UP: 2 minutes

- Share any FP Club announcements including that next week's meeting is Overcome Week.



FIRST PRIORITY IS INFLUENCING STUDENT LEADERS ACROSS THE COUNTRY TO SHARE THE GOSPEL OF JESUS CHRIST IN THEIR SCHOOL.



Do you know a community that needs a First Priority movement started? Throughout the year we train FP Coordinators to lead this movement into their community. Go here to get started;
firstpriority.club/roles/first-priority-coordinator

GENTLENESS

Overcome Week Leader Guide

Overcome: A time for student leaders to encourage their peers to overcome their fears of sharing the Gospel.



PRE MEETING INSTRUCTIONS:

- Select one student to lead this month's Overcome Week
- Post to social media and text friends inviting them to First Priority Club

INTRODUCTION: 3 minutes

Welcome Students, Prayer and Introduction

- **Overcome Week Host:** "Welcome to First Priority, we are glad that you are here! This week is Overcome Week and today we will journey through overcoming hurtful words with gentleness."
- **Opening Prayer**
- **Introduce Student Leading Discussion:** Today, my friend, _____, is going to share about how powerful our tongue can be.

GROUP TIME: The Power of the Tongue (20 minutes)

Student Speaker: Think of a few words you would use to describe your best friend. (Ask for volunteers to share some of those words.) Now think of a few words that describe someone you don't get along with. (Ask for volunteers to share some of those words. Keep it clean! Repeat all the words that were shared and say...) How would you feel if each of those words were used to describe you? Words are powerful. The Bible says In **Proverbs 18:21**,

"Death and life are in the power of the tongue,"



Wow! What you say and how you say it really does matter. Words can hurt, or they can heal. When you respond to hurtful words with more hurtful words, you are only making things worse. If you answer with gentleness, you can soothe anger or bitter feelings AND restore broken relationships. Our gentle words show people that they have value, whether you agree or disagree with them. **Proverbs 12:18 says,**

"There is one whose rash words are like sword thrusts, but the tongue of the wise brings healing."

Who in your life needs to hear truth spoken with gentleness? God can help us overcome our fear of saying the wrong thing and use words to build others up; we just need to ask.

GENTLENESS Overcome Week Leader Guide (continued)

"Let your speech always be gracious, seasoned with salt, so that you may know how you ought to answer each person." Colossians 4:6

The saying "sticks and stones can break my bones, but words will never hurt me" is simply not true. Our tongues can be the most difficult things to control and leave us with great regret if we use our words to hurt. There is hope! The Bible tells us that with the help of the Holy Spirit, we can have power and control over our tongue. Be encouraged to start speaking words of life in gentleness today!

APPLY IT:

Discussion Option 1: Give an example of a time recently where someone's words made you feel great. How much effort do you think it took to compliment or encourage you? Why do you think people find it so hard to encourage others frequently?

Discussion Option 2: How can our words help or hinder our ability to share the Gospel?

ACTION CHALLENGES:

- **Group Challenge:** Pass out tongue depressors and have students write **Ephesians 4:29** (*"Let no corrupting talk come out of your mouths, but only such as is good for building up, as fits the occasion, that it may give grace to those who hear."*) on them with a marker or pen. Take a group picture and post the Bible verse. #Eph429 #FirstPriority
- **Invite Challenge:** Send an encouraging text to a friend and invite them to join you next week.
- **Prayer Challenge:** Pray and ask God to help you use your words to build others up.

WRAP UP: 2 minutes

- Share any FP Club announcements including that next week's meeting is Prepare Week.



WHY IS TRAINING STUDENT LEADERS TO SHARE THE HOPE OF CHRIST SO IMPORTANT?

Last school year over 2,000 students were trained as leaders and 9,000 of their peers responded to the good news they shared in FP clubs.

#studentsreachstudents
#firstpriority

GENTLENESS

Prepare Week Leader Guide

Prepare Week: A time for students to learn how to share their story of what their life was like without Christ in contrast to their new life with Christ.



PRE MEETING INSTRUCTIONS:

- Select one student to lead this month's Prepare Week
- Post to social media and text friends inviting them to First Priority Club
- Print "Your Faith Story" (1 per student) if you want to have every student attending club working on their testimony at the same time. (Faculty sponsors can usually print these for you if given enough notice)

INTRODUCTION: 3 minutes

Welcome Students, Prayer and Explanation

- **Prepare Week Host:** "Welcome to First Priority! This club is a place to seek and grow in God. This week is Prepare week, which is where we practice sharing our personal story about how we came to know Jesus."
- **Opening Prayer**
- **Introduce Students Giving Testimonies:** "Today, my friend _____ is going to share their story. Please listen respectfully as it takes a lot of courage to speak in front of others. Afterward, we are going to give some positive feedback on how well they did and also ask questions. Let's welcome them as they share."

TESTIMONY TIME: (15 minutes)

Share Testimonies

1. Student Testimony = _____

2. Student Testimony = _____

3. Student Testimony = _____

TESTIMONY WRAP UP:

- **Prepare Week Host:** "Let's take the next couple of minutes to give positive feedback to those who shared about how they did and feel free to ask them questions about their story."

[OPTIONAL]: Pass out printed copies of "Your Faith Story" and read, explain, and practice each step in groups of 2 or 3.

Appendix A

YOUR FAITH STORY - HOW TO WRITE YOUR TESTIMONY

1. START WITH A KEYWORD

The first step in writing down your faith story is choosing what keywords describe your life before Christ. Below is a list of emotions. Circle two or three that describe how you felt as a result of a problem you faced without Christ in your life. You are not limited to this list, so feel free to choose a keyword of your own! This part helps keep your story compelling and on track.

KEYWORDS

alienated	bitter	fearful	hurt	rejected
alone	confused	frustrated	insecure	uncertain
angry	depressed	guilty	lonely	unforgiving
apathetic	distrusting	heartbroken	lost	unloved
ashamed	doubtful	hopeless	prideful	

2. SET UP THE BACKGROUND

Now describe the situation in which you came to face this problem and why your keyword describes the way you felt. It is more important to be honest than dramatic. This helps people to relate with your story personally and understand why we need God in our lives. If you need more space, continue on the back.

3. SHARE HOW JESUS ENTERED YOUR STORY

Now describe how you came to know Jesus. Be sure to describe that moment (or that process) if you can with adjectives that show how meaningful and impactful it was for you. Try to describe how Jesus touched your heart, and how you responded (such as asking Him to be your Lord and Savior). This part challenges people's idea of what God is like.

4. STATE THE IMPACT OF CHRIST ON YOUR LIFE

Now describe how Christ impacted your problem and your life. Use the emotion opposite of your keyword and share how Christ either reversed your problem or is continually giving you the power to overcome. This is the part that inspires your hearers to place their hope in Christ!



ACTION CHALLENGES:

- **Group Challenge:** Take a group photo of those who shared their faith story and post it on your social media - #Godisfaithful #firstpriority
- **Invite Challenge:** Ask the person you have been investing in this month if they would like to join you at Engage week next week.
- **Prayer Challenge:** Continue praying over your prayer journal list every day.

WRAP UP: 2 minutes

- Share any FP Club announcements including that next week's meeting is Engage Week. Remind everyone to bring a guest because it will be a fun atmosphere with food and a game, as well as a student giving a Gospel presentation.

GENTLENESS

Engage Week Leader Guide

Engage Week: A time for students to engage their school with the Gospel.



PRE MEETING INSTRUCTIONS:

- Confirm your student guest speaker and remind them to be prepared to share the Gospel and an invitation to accept Christ. More Gospel presentation options can be found at firstpriority.club
- Confirm that student follow up cards have been printed and will be ready to hand out to students as they enter your meeting space. Faculty sponsors can print for you if requested in advance.
- Confirm that arrangements for food for the club have been completed and that it is ready to serve just before club opening.

INTRODUCTION: 3 minutes

- Allow students to fellowship as student leaders prepare the group activity.

Welcome Students

- **Engage Week Host:** "Welcome to First Priority! Today we are going to start with a game to get to know one another. There is food for everyone here, so please feel free to grab a bite to eat while we get started."

GROUP ACTIVITY TIME: 5 minutes

- Game: Freeze Frame
- Preparation: None
- Play: Have everyone quietly move around the room and await your instructions. As they are walking, the leader calls out the name of a sport, for example: golf, soccer, football, swimming, basketball, etc. When they hear the name, they must stop immediately and hold a still 'freeze frame' illustrating or acting out the sport. Take a photo of the most life-like or descriptive 'freeze frame' in each round and post it on social media. You can play variations to the game by shouting out emotions, job titles or even animals.

GROUP TALK: Gospel, Invitation, and Response Cards – 15 minutes

Introduce Student Sharing the Gospel

- **Engage Week Host:** "Today, my friend, _____ is going to share about something that is very important to them. Please listen respectfully as it takes a lot of courage to speak in front of others. You all were given a student response card that looks like this (hold up a sample card) when you came in. Just hold on to them and we will explain what they are for later."

Gospel

- **Gospel Presenter:** Begin the presentation by sharing a short version of your testimony.



GOSPEL PRESENTATION: S.Q.U.A.D.

Who makes up your squad? Most likely your squad is made up of the people in your life that you have the closest bond with. I consider God to be the main member of mine. He is number one, he calls the shots, and I think no real squad is complete without Him. He is my friend – but more than that – He is my Lord. Today, I'd like to tell you why.

1. SIN SEPARATES.

As we all know, nobody is perfect. In fact, we all have sinned and fallen short of God's standard. Our sin destroys our connection with God. We simply cannot be good enough to reach heaven or earn salvation.

Romans 3:23, *"For all have sinned and fall short of the glory of God"*

2. QUIT TRYING TO SAVE YOURSELF.

Even though we know we fall short, we often are stubborn and keep trying to do things our own way. We must stop trying to do things our own way and start doing things God's way. We must let go of our own way and let God lead us into His way.

Matthew 16:24, *"If anyone would come after me, let him deny himself and take up his cross and follow me."*

3. UNDERSTAND GRACE.

The good news is, Jesus has sacrificed His life for you and me. He took on our guilt so that we could go free. He loves us deeply, unconditionally, and freely. This is an incredible gift offered to every single person in the entire world to accept or reject.

2 Corinthians 5:21, *"For our sake he made him to be sin who knew no sin, so that in him we might become the righteousness of God."*

4. ACTUALLY RESPOND TO THE OFFER OF SALVATION.

Sadly, many people claim to know about Jesus but nothing changes in their life. To know Jesus is to receive the gift of salvation and to grow in it. Accepting God's grace also involves putting God in charge of your life. The choice is yours.

Romans 10:9, *"If you confess with your mouth that Jesus is Lord and believe in your heart that God raised him from the dead, you will be saved."*

5. DECIDE TO NEVER GO BACK TO THE OLD WAY OF LIVING.

Deciding to follow Jesus is not a second chance to do better, but an entirely new position to live from! This means that you must recognize that some of the characteristics of your old life do not belong to your new one in Christ. One cannot have it both ways – one must consider if following Jesus is worth saying goodbye to the old way of living.

2 Corinthians 5:17, *"Therefore, if anyone is in Christ, he is a new creation. The old has passed away; behold, the new has come."*

If you are ready to go "all in" with Jesus today, I would love to show you how to join His squad.

HOW TO RECEIVE CHRIST AS SAVIOR

1. Confess your need (I am broken and in sin)
2. Change your direction in life, knowing that God's way of living is better than our way of living
3. Believe that Jesus Christ died for you on the cross and was raised to life to save you and restore your relationship to God
4. Receive through prayer the free gift of salvation and begin your journey as part of the family of God.



WHAT TO PRAY

Father God,

I know that I am broken, and I need your forgiveness. Jesus, I believe you died and were raised so I could be saved. I want to turn away from my old life and toward a completely new life with You in Your family. Right now, I put my trust in You and invite You to come into my life and change it. In Jesus' name, Amen.

STUDENT RESPONSE CARDS: 5 minutes

Opportunity to connect

- If everyone would just take a minute and think about what was shared today. If you decided to follow Jesus today, then on your response card, simply let us know that you made that decision so that we can connect with you and answer any questions you may have to celebrate your new life in Jesus.
- If you have questions or would like us to help you find a local church youth group, mark that on your student card so we can connect with you and just listen to what you have to say. We would love to help you find what you are looking for.
- If you are not interested, that's okay to. No one here will judge you, we are just excited that you are hanging out with us today.

STUDENT RESPONSE CARD

My response to the gospel message today
(please only check one):

Today, I prayed to receive Christ

I would like more information about the Gospel

I have already prayed to receive Christ before today

I am not interested

My name _____

Cell # _____

Church you Attend _____

Who invited you to First Priority today? _____

The information you put on this card will be given to a student leader to follow up with you. Your information will not be stored or given to anyone else.

WRAP UP & PRAYER: 2 minutes

- As we wrap up, I want to close in prayer, but first I wanted you to know that _____ is available to connect with you if you have questions today. Also, the response cards can be given to _____ and will only be used for follow up requests. Thank you for coming today and please join with me as I close us out in prayer thanking God for His love for all of us today.
- **Student Leader:** Thank you so much for coming today! Please turn in your card to _____ before you leave. We meet here every week at this time, so you are all invited to come back next week.

FOLLOW UP GUIDE

Following up with those who just committed their lives to Jesus or have questions is equally as important as sharing the Gospel! This guide will give you a few pointers on how to do follow up correctly. If your club chooses, you can put one student leader in charge of the follow-up process or delegate to a team of students.

Remember, your main goal is to be **HELPFUL!**

SIX THINGS TO DO WHEN FOLLOWING UP

- 1. Determine how many and what kind of follow-up has been requested.** As soon as possible, read through the response cards after you have collected them and let your Campus Coach know how many people committed their lives to Christ and how many students have questions or want someone to follow up with them.
- 2. Organize the response card information.** Write down on the follow-up chart the names, response, and contact info of everyone who made decisions and requested to talk with someone.
- 3. Make contact within 24 hours with everyone who responded** to the Gospel on Engage Week. This can be done by text message, personal conversation at school or social media, just remember to check with your parents for permission before contacting someone you do not know. The initial message should be something like this: *"Hello _____! My name is _____ and I saw that you came to First Priority club this week! We are really excited you came and we hope you'll come back next week. I also noticed that you marked on your response card that you [prayed to begin a relationship with Christ] -or- [wanted to talk with someone about the Gospel] so I wanted to ask how I could help you."* If you have questions about their responses, you can contact your Campus Coach for guidance.
- 4. Invite them to church!** If they were invited by a friend to First Priority, ask that friend to invite them to youth group this week, since they are more likely to attend church with someone they know. If they plan to go to church for the first time, you can also ask your campus coach to notify the student pastor that they will be having a new guest this week! Make sure to discard any response cards that you will not be needing for follow-up.
- 5. Offer a free Bible to those who prayed to receive Christ** if Bibles are available through your First Priority club or church. Make sure one is available before you offer and make sure they receive it if they accept.
- 6. Share any cool stories of salvation and new local youth group** members with your Campus Coach! He or she will want to celebrate with you about what God is doing through your club!

ENGAGE WEEK FOLLOW UP

School: _____ Month: _____

Mtg: _____ Coordinator: _____

Student Name	Committed life to Christ	Wants to talk with someone	Wants info on a local church	Follow up dates and details
1.				
2.				
3.				
4.				
5.				
6.				
7.				
8.				
9.				
10.				

Notes:

PRAY FOR 1

This month, as we focus on prayer, let's keep it simple.
Take time each day to pray for 1:

- 1 FRIEND WHO DOES NOT FOLLOW CHRIST
- 1 FAMILY MEMBER
- 1 TEACHER
- 1 MEMBER OF THE ADMINISTRATION

Keep it simple on your own or invite a few trusted friends
each day to join you to pray

We believe in the impossible:
THE HOPE OF CHRIST
IN EVERY STUDENT
at your school.

© 2018 The information found in this and other guides provided by First Priority of America, Inc. are the property of (FPOA) and require a covenant relationship with (FPOA) to use the content, name, and logo(s). For more information about starting a First Priority movement in your community, contact (FPOA) at one of the locations below:




FIRST PRIORITY

First Priority of America
PO Box 473
Brentwood, TN 37027
888-808-FPOA (3762)

 /fpofamerica

 /fpofamerica

 /fpofamerica

 www.firstpriority.club

The ESV® Bible (The Holy Bible, English Standard Version®) copyright © 2001 by Crossway, a publishing ministry of Good News Publishers. ESV® Text Edition: 2011. The ESV® text has been reproduced in cooperation with and by permission of Good News Publishers. Unauthorized reproduction of this publication is prohibited. All rights reserved.