

MONTH 8, VOLUME 4

HOPE

THE HOPE
OF CHRIST
IN EVERY
STUDENT

WEEKLY GUIDE



FAITH FULNESS


2018-2019 SCHOOL YEAR



FIRST PRIORITY

is a campus evangelism strategy implemented by the local church.

MISSION: To unite the local body of Christ with a plan of action to influence the schools with the gospel.



FIRST PRIORITY BUILDS NETWORKS OF SUPPORT

Students “The Players In the Game” Taking The Love & Message of Jesus Christ As Missionaries To Their School.



Parents “The Fans In The Stands” Praying For, Supporting & Discipling Their Children.



Churches “The Coaches On The Sidelines”

Equipping, Encouraging and Empowering Students.



Business / Community Leaders “The Owners Of The Team” Investing Leadership, Mentoring and Resources In Their Community.

Educators “The Referees Of The Game” Providing Guidance and Direction.



“First Priority is the most innovative way to reach a city for Christ. It unites our local churches together as one to make a difference.”

– Dr. Jay Strack, President of Student Leadership University

PLANNING GUIDE

Help Week:

Host:

Student speaker:

Behind the scenes organizer:

Overcome Week:

Host:

Student speaker:

Behind the scenes organizer:

Prepare Week:

Host:

Faith story 1:

Faith story 2: (optional)

Faith story 3: (optional)

Behind the scenes organizer:

Engage Week:

Host:

Activity leader:

Gospel presenter:

Behind the scenes organizer:

Host: Welcomes, opens in prayer, introduces the week, introduces the speaker, makes announcements, talks through response cards, thanks everyone, and dismisses.

Behind the scenes organizer: Makes necessary arrangements for (but doesn't do it all him/herself) greeters (who also hand out response cards), food, decor, printing, music.

FAITHFULNESS

Help Week Leader Guide

Help Week: A time for student leaders to equip their peers to become missionaries to their school, as they plan and pray for the month of campus ministry ahead.

PRE MEETING INSTRUCTIONS:

- Select one student to host this month's Help Week
- Remind students to post on social media and text friends reminding them about First Priority club

INTRODUCTION: 2 minutes

Welcome Students, Prayer and Introduction

- **Help Week Host:** "Welcome to First Priority! This week is Help Week where we help each other live out our faith at school. This HOPE Cycle we are going to focus on the seventh fruit of the Spirit, **FAITHFULNESS**. *"But the fruit of the Spirit is love, joy, peace, patience, kindness, goodness, FAITHFULNESS, gentleness, self-control; against such things there is no law."* **Galatians 5:22-23**
- **Opening Prayer**
- **Introduce Student Leading Discussion:** "Today, my friend, _____ is going to share about how with God's help we can walk faithfully with Him."



GROUP TIME: Count On It (20 Minutes)

Student Speaker: Old Faithful is the world's best-known geyser. It was discovered in 1870 at Yellowstone National Park. The geyser erupts on average every 92 minutes. Why do you think the explorers that found the geyser named it "Old Faithful?" It was reliable - you could count on it erupting every time. God wants people that He can count on too.

"Noah was a righteous man, blameless in his generation. Noah walked faithfully with God." **Genesis 6:9**

God found that faithfulness in a man named Noah. In Genesis chapter 6, we find the story of Noah and the ark. God looked down and saw that His finest creation - man, was full of wickedness and decided to wipe out all that wickedness by destroying everything on earth that had breath with a great flood. But God had favor on Noah because he was faithful, He could count on him. So, God gave Noah instructions to build an ark and save his family.

"Noah did this; he did all that God commanded him." **Genesis 6:22**



The ark took 120 years to build and was the size of a football field! Noah listened to God even when it didn't make sense, and even when everyone else didn't. So Noah built the ark and took his family as well as two of every animal on it as the rain came. It rained for forty days and forty nights and the waters flooded the Earth. God was faithful to keep His promise to save Noah and his family. After the flood was over, God left us a sign of His promise never to flood the earth again by placing a rainbow in the sky.

FAITHFULNESS Help Week Leader Guide (continued)

"When I bring the clouds over the earth and the rainbow is seen in the cloud, I will remember my covenant that is between me and you and every living creature of all flesh. And the waters shall never again become a flood to destroy all flesh."

Genesis 9:14-15

How can we be faithful to God in today's world? It is not always easy because social media, friends, sports, homework, and school activities distract us. Yet, being faithful means making a conscious choice to follow God. It means standing up when people disrespect your faith to explain why you're a Christian. It means doing what you can to become stronger in your faith and share your faith in a way that works for you. Noah was probably not accepted by those around him because he chose to follow God faithfully.

Remember, God promised Noah that He would never again wipe out His people on the earth as He did in the flood. If we trust in God to be faithful, we can trust in all He has to offer. We will know that there is no trial too great for us to deal with. With His help, we can be a light to the world around us.



APPLY IT:

Discussion Option 1: How can we “keep the main thing the main thing”? Why do you think it is so easy to stray from our priorities as a Christian?

Discussion Option 2: How have you seen God be faithful to you even when you weren’t so faithful to Him? How does that make you feel about your relationship with Him?

ACTION CHALLENGE:

- **Group Challenge:** PRAYER JOURNAL CHALLENGE! Everyone start a list of things and people you are praying for. The list can contain requests for yourself and others, especially salvation for others.
- **Share Challenge:** Intentionally invest kindness and care in one person this month who does not follow Jesus, praying that they would come to know Him.
- **Prayer Challenge:** Commit to being faithful in praying every day this week for the things on your list.

WRAP UP: 2 minutes

- Share any FP Club announcements including that next week’s meeting is Overcome Week.



FAITHFULNESS

Overcome Week Leader Guide

Overcome: A time for student leaders to encourage their peers to overcome their fears of sharing the Gospel.



PRE MEETING INSTRUCTIONS:

- Select one student to lead this month's Overcome Week
- Post to social media and text friends inviting them to First Priority Club

INTRODUCTION: 3 minutes

Welcome Students, Prayer and Introduction

- **Overcome Week Host:** "Welcome to First Priority, we are glad that you are here! This week is Overcome Week and today we will journey through how to overcome unfaithfulness with a God that remains **FAITHFUL**." *"if we are faithless, He remains faithful"* **2 Timothy 2:13**
- **Opening Prayer**
- **Introduce Student Leading Discussion:** Today, my friend, _____, is going to share about how overcoming unfaithfulness can lead us to a faithful God.

GROUP TIME: Finding Favor (20 minutes)

Student Speaker: “You promised!” How many times have you said that to someone in your life? We want those who are important in our lives to keep their promise so that we can trust that they will do what they say. Faithfulness describes someone who keeps his or her promise. It says I will keep my word, I will not fail you - I will not quit on you.


How important is it that God keeps His promise? If we can't trust what He says in the Bible, we have no reason to believe. If He doesn't keep His Word, our salvation is shaky, and our hope is empty. But God does keep His promises - which makes our faith meaningful and our eternity secure.

Not following through with a commitment or breaking a promise can affect whether people trust you or not as a believer. It makes it hard for them to trust God. So how can we overcome our unfaithfulness? Practice! Start with the little things. I love what **Luke says in chapter 16, verse 10;**

“One who is faithful in a very little is also faithful in much, and one who is dishonest in a very little is also dishonest in much.”

Also, in **Matthew chapter 25 verse 21;**

“His master said to him, ‘Well done, good and faithful servant. You have been faithful over a little; I will set you over much. Enter into the joy of your master.’”



GOD
IS FAITHFUL
— — — — —
BE FAITHFUL

FAITHFULNESS Overcome Week Leader Guide (continued)

When you develop faithful hearts, you will stay in a close walk with God and you will find more success in your relationships and sharing Jesus with your friends. Remember faithfulness is a quality of the fruit of the Spirit, so pray for it, model it, and share it!

"Let not steadfast love and faithfulness forsake you; bind them around your neck; write them on the tablet of your heart. So, you will find favor and good success in the sight of God and man." **Proverbs 3:3-4**

Practicing faithfulness takes effort. Can you remember a time when someone close to you disappointed you and they risked losing your trust? When someone is unfaithful, it can really affect your relationship with him or her. Or maybe you have disappointed someone and that has jeopardized his or her trust in you. Sometimes a simple, "I'm sorry" - or - "What can I do to make this right?" will start the conversation to restoring trust. Take hope in knowing that even when we fail in being faithful, God is always faithful.

APPLY IT:

Discussion Option 1: How does faithfulness give you favor with people?

Discussion Option 2: Why do you think earning trust is so important when trying to share the Gospel?

ACTION CHALLENGES:

- **Group Challenge:** If you have started a prayer journal, keep adding names and requests to your list and continue praying for them.
- **Invite Challenge:** Invite someone who hasn't come in a while and remind him or her that they are missed.
- **Prayer Challenge:** Take 3 minutes to text 3 friends from your prayer journal that you are praying for them right now.

WRAP UP: 2 minutes

- Share any FP Club announcements including that next week's meeting is Prepare Week.



WHY IS TRAINING STUDENT LEADERS TO SHARE THE HOPE OF CHRIST SO IMPORTANT?

Last school year over 2,000 students were trained as leaders and 9,000 of their peers responded to the good news they shared in FP clubs.

#studentsreachstudents
#firstpriority

FAITHFULNESS

Prepare Week Leader Guide

Prepare Week: A time for students to learn how to share their story of what their life was like without Christ in contrast to their new life with Christ.



PRE MEETING INSTRUCTIONS:

- Select one student to lead this month's Prepare Week
- Post to social media and text friends inviting them to First Priority Club
- Print "Your Faith Story" (1 per student) if you want to have every student attending club working on their testimony at the same time. (Faculty sponsors can usually print these for you if given enough notice)

INTRODUCTION: 3 minutes

Welcome Students, Prayer and Explanation

- **Prepare Week Host:** "Welcome to First Priority! This club is a place to seek and grow in God. This week is Prepare week, which is where we practice sharing our personal story about how we came to know Jesus."
- **Opening Prayer**
- **Introduce Students Giving Testimonies:** "Today, my friend _____ is going to share their story. Please listen respectfully as it takes a lot of courage to speak in front of others. Afterward, we are going to give some positive feedback on how well they did and also ask questions. Let's welcome them as they share."

TESTIMONY TIME: (15 minutes)

Share Testimonies

1. Student Testimony = _____

2. Student Testimony = _____

3. Student Testimony = _____

TESTIMONY WRAP UP:

- **Prepare Week Host:** "Let's take the next couple of minutes to give positive feedback to those who shared about how they did and feel free to ask them questions about their story."

[OPTIONAL]: Pass out printed copies of "Your Faith Story" and read, explain, and practice each step in groups of 2 or 3.

Appendix A

YOUR FAITH STORY - HOW TO WRITE YOUR TESTIMONY

1. START WITH A KEYWORD

The first step in writing down your faith story is choosing what keywords describe your life before Christ. Below is a list of emotions. Circle two or three that describe how you felt as a result of a problem you faced without Christ in your life. You are not limited to this list, so feel free to choose a keyword of your own! This part helps keep your story compelling and on track.

KEYWORDS

alienated	bitter	fearful	hurt	rejected
alone	confused	frustrated	insecure	uncertain
angry	depressed	guilty	lonely	unforgiving
apathetic	distrusting	heartbroken	lost	unloved
ashamed	doubtful	hopeless	prideful	

2. SET UP THE BACKGROUND

Now describe the situation in which you came to face this problem and why your keyword describes the way you felt. It is more important to be honest than dramatic. This helps people to relate with your story personally and understand why we need God in our lives. If you need more space, continue on the back.

3. SHARE HOW JESUS ENTERED YOUR STORY

Now describe how you came to know Jesus. Be sure to describe that moment (or that process) if you can with adjectives that show how meaningful and impactful it was for you. Try to describe how Jesus touched your heart, and how you responded (such as asking Him to be your Lord and Savior). This part challenges people's idea of what God is like.

4. STATE THE IMPACT OF CHRIST ON YOUR LIFE

Now describe how Christ impacted your problem and your life. Use the emotion opposite of your keyword and share how Christ either reversed your problem or is continually giving you the power to overcome. This is the part that inspires your hearers to place their hope in Christ!



ACTION CHALLENGES:

- **Group Challenge:** Take a group photo of those who shared their faith story and post it on your social media - #Godisfaithful #firstpriority
- **Invite Challenge:** Ask the person you have been investing in this month if they would like to join you at Engage week next week.
- **Prayer Challenge:** Continue praying over your prayer journal list every day.

WRAP UP: 2 minutes

- Share any FP Club announcements including that next week's meeting is Engage Week. Remind everyone to bring a guest because it will be a fun atmosphere with food and a game, as well as a student giving a Gospel presentation.

FAITHFULNESS

Engage Week Leader Guide

Engage Week: A time for students to engage their school with the Gospel.



PRE MEETING INSTRUCTIONS:

- Confirm your student guest speaker and remind them to be prepared to share the Gospel and an invitation to accept Christ. More Gospel presentation options can be found at firstpriority.club
- Confirm that student follow up cards have been printed and will be ready to hand out to students as they enter your meeting space. Faculty sponsors can print for you if requested in advance.
- Confirm that arrangements for food for the club have been completed and that it is ready to serve just before club opening.

INTRODUCTION: 3 minutes

- Allow students to fellowship as student leaders prepare the group activity.

Welcome Students

- **Engage Week Host:** "Welcome to First Priority! Today we are going to start with a game to get to know one another. There is food for everyone here, so please feel free to grab a bite to eat while we get started."

GROUP ACTIVITY TIME: 5 minutes

- Game: Mix & Meet
- Preparation: Bags of M&M's
- Play: Get into groups of 5. Give each person a handful of M&M's.

Each color has a different meaning: Blue – family, Green – hobbies, Yellow – food, Red – movie, Brown – pets, Orange - music

However many M&M's they have in their hands, that is how many facts they must tell. For example, if they have three blue, they would have to say three facts about their family. Call on a few volunteers to share something new/interesting they learned.

GROUP TALK: Gospel, Invitation, and Response Cards – 15 minutes

Introduce Student Sharing the Gospel

- **Engage Week Host:** “Today, my friend, _____ is going to share about something that is very important to them. Please listen respectfully as it takes a lot of courage to speak in front of others. You all were given a student response card that looks like this (hold up a sample card) when you came in. Just hold on to them and we will explain what they are for later.”

Gospel

- **Gospel Presenter:** Begin the presentation by sharing a short version of your testimony.



GOSPEL PRESENTATION: S.Q.U.A.D.

Who makes up your squad? Most likely your squad is made up of the people in your life that you have the closest bond with. I consider God to be the main member of mine. He is number one, he calls the shots, and I think no real squad is complete without Him. He is my friend – but more than that – He is my Lord. Today, I'd like to tell you why.

1. SIN SEPARATES.

As we all know, nobody is perfect. In fact, we all have sinned and fallen short of God's standard. Our sin destroys our connection with God. We simply cannot be good enough to reach heaven or earn salvation.

Romans 3:23, *"For all have sinned and fall short of the glory of God"*

2. QUIT TRYING TO SAVE YOURSELF.

Even though we know we fall short, we often are stubborn and keep trying to do things our own way. We must stop trying to do things our own way and start doing things God's way. We must let go of our own way and let God lead us into His way.

Matthew 16:24, *"If anyone would come after me, let him deny himself and take up his cross and follow me."*

3. UNDERSTAND GRACE.

The good news is, Jesus has sacrificed His life for you and me. He took on our guilt so that we could go free. He loves us deeply, unconditionally, and freely. This is an incredible gift offered to every single person in the entire world to accept or reject.

2 Corinthians 5:21, *"For our sake he made him to be sin who knew no sin, so that in him we might become the righteousness of God."*

4. ACTUALLY RESPOND TO THE OFFER OF SALVATION.

Sadly, many people claim to know about Jesus but nothing changes in their life. To know Jesus is to receive the gift of salvation and to grow in it. Accepting God's grace also involves putting God in charge of your life. The choice is yours.

Romans 10:9, *"If you confess with your mouth that Jesus is Lord and believe in your heart that God raised him from the dead, you will be saved."*

5. DECIDE TO NEVER GO BACK TO THE OLD WAY OF LIVING.

Deciding to follow Jesus is not a second chance to do better, but an entirely new position to live from! This means that you must recognize that some of the characteristics of your old life do not belong to your new one in Christ. One cannot have it both ways – one must consider if following Jesus is worth saying goodbye to the old way of living.

2 Corinthians 5:17, *"Therefore, if anyone is in Christ, he is a new creation. The old has passed away; behold, the new has come."*

If you are ready to go "all in" with Jesus today, I would love to show you how to join His squad.

HOW TO RECEIVE CHRIST AS SAVIOR

1. Confess your need (I am broken and in sin)
2. Change your direction in life, knowing that God's way of living is better than our way of living
3. Believe that Jesus Christ died for you on the cross and was raised to life to save you and restore your relationship to God
4. Receive through prayer the free gift of salvation and begin your journey as part of the family of God.



WHAT TO PRAY

Father God,

I know that I am broken, and I need your forgiveness. Jesus, I believe you died and were raised so I could be saved. I want to turn away from my old life and toward a completely new life with You in Your family. Right now, I put my trust in You and invite You to come into my life and change it. In Jesus' name, Amen.

STUDENT RESPONSE CARDS: 5 minutes

Opportunity to connect

- If everyone would just take a minute and think about what was shared today. If you decided to follow Jesus today, then on your response card, simply let us know that you made that decision so that we can connect with you and answer any questions you may have to celebrate your new life in Jesus.
- If you have questions or would like us to help you find a local church youth group, mark that on your student card so we can connect with you and just listen to what you have to say. We would love to help you find what you are looking for.
- If you are not interested, that's okay to. No one here will judge you, we are just excited that you are hanging out with us today.

STUDENT RESPONSE CARD

My response to the gospel message today
(please only check one):

Today, I prayed to receive Christ

I would like more information about the Gospel

I have already prayed to receive Christ before today

I am not interested

My name _____

Cell # _____

Church you Attend _____

Who invited you to First Priority today? _____

The information you put on this card will be given to a student leader to follow up with you. Your information will not be stored or given to anyone else.

WRAP UP & PRAYER: 2 minutes

- As we wrap up, I want to close in prayer, but first I wanted you to know that _____ is available to connect with you if you have questions today. Also, the response cards can be given to _____ and will only be used for follow up requests. Thank you for coming today and please join with me as I close us out in prayer thanking God for His love for all of us today.
- **Student Leader:** Thank you so much for coming today! Please turn in your card to _____ before you leave. We meet here every week at this time, so you are all invited to come back next week.

FOLLOW UP GUIDE

Following up with those who just committed their lives to Jesus or have questions is equally as important as sharing the Gospel! This guide will give you a few pointers on how to do follow up correctly. If your club chooses, you can put one student leader in charge of the follow-up process or delegate to a team of students.

Remember, your main goal is to be **HELPFUL!**

SIX THINGS TO DO WHEN FOLLOWING UP

- 1. Determine how many and what kind of follow-up has been requested.** As soon as possible, read through the response cards after you have collected them and let your Campus Coach know how many people committed their lives to Christ and how many students have questions or want someone to follow up with them.
- 2. Organize the response card information.** Write down on the follow-up chart the names, response, and contact info of everyone who made decisions and requested to talk with someone.
- 3. Make contact within 24 hours with everyone who responded** to the Gospel on Engage Week. This can be done by text message, personal conversation at school or social media, just remember to check with your parents for permission before contacting someone you do not know. The initial message should be something like this: *"Hello _____! My name is _____ and I saw that you came to First Priority club this week! We are really excited you came and we hope you'll come back next week. I also noticed that you marked on your response card that you [prayed to begin a relationship with Christ] -or- [wanted to talk with someone about the Gospel] so I wanted to ask how I could help you."* If you have questions about their responses, you can contact your Campus Coach for guidance.
- 4. Invite them to church!** If they were invited by a friend to First Priority, ask that friend to invite them to youth group this week, since they are more likely to attend church with someone they know. If they plan to go to church for the first time, you can also ask your campus coach to notify the student pastor that they will be having a new guest this week! Make sure to discard any response cards that you will not be needing for follow-up.
- 5. Offer a free Bible to those who prayed to receive Christ** if Bibles are available through your First Priority club or church. Make sure one is available before you offer and make sure they receive it if they accept.
- 6. Share any cool stories of salvation and new local youth group** members with your Campus Coach! He or she will want to celebrate with you about what God is doing through your club!

ENGAGE WEEK FOLLOW UP

School: _____ Month: _____

Mtg: _____ Coordinator: _____

Student Name	Committed life to Christ	Wants to talk with someone	Wants info on a local church	Follow up dates and details
1.				
2.				
3.				
4.				
5.				
6.				
7.				
8.				
9.				
10.				

Notes:

PRAY FOR 1

This month, as we focus on prayer, let's keep it simple.
Take time each day to pray for 1:

- 1 FRIEND WHO DOES NOT FOLLOW CHRIST
- 1 FAMILY MEMBER
- 1 TEACHER
- 1 MEMBER OF THE ADMINISTRATION

Keep it simple on your own or invite a few trusted friends
each day to join you to pray

We believe in the impossible:
THE HOPE OF CHRIST
IN EVERY STUDENT
at your school.


© 2018 The information found in this and other guides provided by First Priority of America, Inc. are the property of (FPOA) and require a covenant relationship with (FPOA) to use the content, name, and logo(s). For more information about starting a First Priority movement in your community, contact (FPOA) at one of the locations below:




FIRST PRIORITY

First Priority of America
PO Box 473
Brentwood, TN 37027
888-808-FPOA (3762)

 /fpofamerica

 /fpofamerica

 /fpofamerica

 www.firstpriority.club

The ESV® Bible (The Holy Bible, English Standard Version®) copyright © 2001 by Crossway, a publishing ministry of Good News Publishers. ESV® Text Edition: 2011. The ESV® text has been reproduced in cooperation with and by permission of Good News Publishers. Unauthorized reproduction of this publication is prohibited. All rights reserved.