

MONTH 6, VOLUME 4

HOPE

THE HOPE
OF CHRIST
IN EVERY
STUDENT

WEEKLY GUIDE



KIND NESS


2018-2019 SCHOOL YEAR



FIRST PRIORITY

is a campus evangelism strategy implemented by the local church.

MISSION: To unite the local body of Christ with a plan of action to influence the schools with the gospel.



FIRST PRIORITY BUILDS NETWORKS OF SUPPORT

Students "The Players In the Game" Taking The Love & Message of Jesus Christ As Missionaries To Their School.



Parents "The Fans In The Stands" Praying For, Supporting & Discipling Their Children.



Churches "The Coaches On The Sidelines"

Equipping, Encouraging and Empowering Students.



Business / Community Leaders "The Owners Of The Team" Investing Leadership, Mentoring and Resources In Their Community.

Educators "The Referees Of The Game" Providing Guidance and Direction.



"First Priority is the most innovative way to reach a city for Christ. It unites our local churches together as one to make a difference."

– Dr. Jay Strack, President of Student Leadership University

PLANNING GUIDE

Help Week:

Host:

Student speaker:

Behind the scenes organizer:

Overcome Week:

Host:

Student speaker:

Behind the scenes organizer:

Prepare Week:

Host:

Faith story 1:

Faith story 2: (optional)

Faith story 3: (optional)

Behind the scenes organizer:

Engage Week:

Host:

Activity leader:

Gospel presenter:

Behind the scenes organizer:

Host: Welcomes, opens in prayer, introduces the week, introduces the speaker, makes announcements, talks through response cards, thanks everyone, and dismisses.

Behind the scenes organizer: Makes necessary arrangements for (but doesn't do it all him/herself) greeters (who also hand out response cards), food, decor, printing, music.

KINDNESS

Help Week Leader Guide

Help Week: A time for student leaders to equip their peers to become missionaries to their school, as they plan and pray for the month of campus ministry ahead.

PRE MEETING INSTRUCTIONS:

- Select one student to host this month's Help Week
- Remind students to post on social media and text friends reminding them about First Priority club

INTRODUCTION: 2 minutes

Welcome Students, Prayer and Introduction

- **Help Week Host:** "Welcome to First Priority! This week is Help Week, which is where we help each other become missionaries to our school. Over the next few weeks, we will be studying how **KINDNESS** can make a huge impact on the world by opening the door for the Gospel."
- **Opening Prayer**
- **Introduce Student Leading Discussion:** "Today, my friend, _____, is going to share about how we should show kindness toward others."



GROUP TIME: Kindness is an Action (20 Minutes)

Student Speaker: One of the ways we can help people understand more about Jesus and the Gospel is by showing them the way we have been affected by Him. We live different when we bear the fruit of the Spirit and walk in that. Many people have an idea of these characteristics but because of the Holy Spirit in us, we can show these characteristics in their purest form.

So, what is kindness?

The world often sees kindness through the lens of being “nice.” A person that is generally happy, tells jokes, and has a good personality is seen as “kind.” Or they look at kindness through the eyes of social media and share posts of encouragement or send “thoughts and prayers.” But those things, while not bad, do not really capture the meaning of kindness.

James 2:14-17

“What good is it, my brothers, if someone says he has faith but does not have works? Can that faith save him? If a brother or sister is poorly clothed and lacking in daily



food, and one of you says to them, “Go in peace, be warmed and filled,” without giving them the things needed for the body, what good is that? So also faith by itself, if it does not have works, is dead.”

Is it really a fruit of the Spirit to just wish someone well? Should there not be some action involved, some sort of physical movement on our part to help? The world sometimes puts on a mask of “kindness” but in reality, there can be an uncaring selfishness to many of their actions. Unfortunately, Christians can fall into the same trap. We say and do things not from our hearts being broken but for our pride and our image.

KINDNESS Help Week Leader Guide (continued)

The best example of kindness in its purest form comes from God. God did not just look at us in our hopeless sin and leave us that way. He acted to help us by sending his Son -

“so that in the coming ages he might show the immeasurable riches of his grace in kindness toward us in Christ Jesus.” Ephesians 2:7

Notice that this “kindness” is shown. God did not simply wish us well and move on. He comes and initiates a plan to meet us in our helplessness and remove us from our distress. He shows His kindness.

While the world passes by the hurting, the hungry, the broken, and the sick, Christians walking in the Spirit will act to relieve, comfort, mend and heal those in need. Because God has shown kindness toward us, we are drawn to show kindness to others.

APPLY IT:

Discussion Option 1: Can you think of a time when someone’s kindness changed the way you thought of them? What do you think would happen if Christians really began to help others in need?

Discussion Option 2: Many of us know about acts of kindness. For example, paying for the person behind you at the drive-thru or even a food drive, but we also need to think of intentional and personal ways to show kindness. What are some ways that you might help someone you know?



KINDNESS Help Week Leader Guide (continued)

ACTION CHALLENGE:

- **Group Challenge:** Helping really is a good way for us to show kindness. As a group, come up with four ways we can help others at school. This can be something done for the student body, the faculty, or staff.
- **Share Challenge:** Often we try to wait for an opportunity to present itself so that we can share the Gospel. This week try to make an opportunity by showing kindness and letting that be the open door to share the Gospel.
- **Prayer Challenge:** One person pray aloud and ask God to open our eyes to the needs of others around us and to equip us to help in meeting those needs.

WRAP UP: 2 minutes

- Share any FP Club announcements including that next week's meeting is Overcome Week.



KINDNESS

Overcome Week Leader Guide

Overcome: A time for student leaders to encourage their peers to overcome their fears of sharing the Gospel.



PRE MEETING INSTRUCTIONS:

- Select one student to lead this month's Overcome Week
- Post to social media and text friends inviting them to First Priority Club

INTRODUCTION: 3 minutes

Welcome Students, Prayer and Introduction

- **Overcome Week Host:** "Welcome to First Priority! This week is Overcome week, which is where we encourage each other to overcome our fear, anxiety, and worry about sharing our faith with our friends."
- **Opening Prayer**
- **Introduce Student Leading Discussion:** Today, my friend, _____, is going to share about how God changes hearts to act out the goodness of God through kindness.

GROUP TIME: Unlimited Kindness (20 minutes)

Student Speaker: Psalm 145:17 says, *“The Lord is righteous in all his ways and kind in all his works.”*

How many of us have been approached by a homeless person asking for money or food? How many of us have seen a car broken down on the side of the road whose driver is clearly not a mechanic?

Most of us have been in these situations. These opportunities to show the love of Christ in kindness often go unnoticed because we made excuses for not doing anything. Many of us keep on moving because we don't want to be bothered. There are several good reasons to ignore them, but would any of those be acceptable to Jesus? What would He do?

The first step in overcoming these limits is to see them clearly and refuse to be bound by them. We must be informed by the truth of God's word and not our circumstance or culture. We must overcome these limits and look at the situation like Jesus. In Luke 10 starting in verse 30, Jesus gives us a parable about how to love our neighbors.

Jesus replied, “A man was going down from Jerusalem to Jericho, and he fell among robbers, who stripped him and beat him and departed, leaving him half dead.

Now by chance a priest was going down that road, and when he saw him he passed by on the other side. So likewise a Levite, when he came to the place and saw him, passed by on the other side.

But a Samaritan, as he journeyed, came to where he was, and when he saw him, he had compassion. He went to him and bound up his wounds, pouring on oil and wine. Then he set him on his own animal and brought him to an inn and took care of him. And the next day he took out two denarii and gave them to the innkeeper, saying, ‘Take care of him, and whatever more you spend, I will repay you when I come back.’



KINDNESS Overcome Week Leader Guide (continued)

"Which of the three, do you think, proved to be a neighbor to the man who fell among robbers?"

He said, "The one who showed him mercy." And Jesus said to him, "You go and do likewise."

Consider the limits you have placed on your own kindness. How can you be more like the Samaritan? It has been said by many different people, "I would be a Christian if it weren't for Christians." Much of this comes from so many people claiming to follow Christ but still being selfish and unkind. Let's be honest, some of us are guilty of not living out the teachings of Jesus because it makes us stand out. But now is the time to overcome that fear. Because if there is anything that can soften the hearts of people it's the kindness of God being shown through His people.

APPLY IT:

Discussion Option 1: Break into groups of 4 or 5. Take a minute and honestly evaluate which of the characters from the parable you are most like. What do you find so hard about being like the Samaritan? Or what ways do you find yourself acting like the Samaritan? Then pray for continued boldness and/or transformation to show kindness like Jesus.

Discussion Option 2: Break into groups of 3-4. What are some barriers or limits you can identify that keep you from showing kindness? Take turns listening to each other and then take turns praying for those barriers to be defeated and for boldness to love others like Christ.

ACTION CHALLENGES:

- **Group Challenge:** Write a thank you or encouraging note to a teacher or staff (Janitors, cafeteria workers, etc.)
- **Invite Challenge:** Text 5 friends and invite them to First Priority and ask them if you can pray for them this week about anything. If they share a need you can help with DO IT!
- **Prayer Challenge:** Take 2 minutes and pray as a group for an overflow of kindness to occur in your school.

WRAP UP: 2 minutes

- Share any FP Club announcements including that next week's meeting is Prepare Week.

WHY IS TRAINING STUDENT LEADERS TO SHARE THE HOPE OF CHRIST SO IMPORTANT?

Last school year over 2,000 students were trained as leaders and 9,000 of their peers responded to the good news they shared in FP clubs.

#studentsreachstudents
#firstpriority

KINDNESS

Prepare Week Leader Guide

Prepare Week: A time for students to learn how to share their story of what their life was like without Christ in contrast to their new life with Christ.



PRE MEETING INSTRUCTIONS:

- Select one student to lead this month's Prepare Week
- Post to social media and text friends inviting them to First Priority Club
- Print "Your Faith Story" (1 per student) if you want to have every student attending club working on their testimony at the same time. (Faculty sponsors can usually print these for you if given enough notice)

INTRODUCTION: 3 minutes

Welcome Students, Prayer and Explanation

- **Prepare Week Host:** "Welcome to First Priority! This week is Prepare week, which is where we practice sharing our personal story about how we came to know Jesus."
- **Opening Prayer**
- **Introduce Students Giving Testimonies:** "Today, my friend _____ is going to share their story. Please listen respectfully as it takes a lot of courage to speak in front of others. Afterward, we are going to give some positive feedback on how well they did and also ask questions. Let's welcome them as they share."

TESTIMONY TIME: (15 minutes)

Share Testimonies

1. Student Testimony = _____

2. Student Testimony = _____

3. Student Testimony = _____

TESTIMONY WRAP UP:

- **Prepare Week Host:** "Let's take the next couple of minutes to give positive feedback to those who shared about how they did and feel free to ask them questions about their story."

[OPTIONAL]: Pass out printed copies of "Your Faith Story" and read, explain, and practice each step in groups of 2 or 3.

Appendix A

YOUR FAITH STORY - HOW TO WRITE YOUR TESTIMONY

1. START WITH A KEYWORD

The first step in writing down your faith story is choosing what keywords describe your life before Christ. Below is a list of emotions. Circle two or three that describe how you felt as a result of a problem you faced without Christ in your life. You are not limited to this list, so feel free to choose a keyword of your own! This part helps keep your story compelling and on track.

KEYWORDS

alienated	bitter	fearful	hurt	rejected
alone	confused	frustrated	insecure	uncertain
angry	depressed	guilty	lonely	unforgiving
apathetic	distrusting	heartbroken	lost	unloved
ashamed	doubtful	hopeless	prideful	

2. SET UP THE BACKGROUND

Now describe the situation in which you came to face this problem and why your keyword describes the way you felt. It is more important to be honest than dramatic. This helps people to relate with your story personally and understand why we need God in our lives. If you need more space, continue on the back.

3. SHARE HOW JESUS ENTERED YOUR STORY

Now describe how you came to know Jesus. Be sure to describe that moment (or that process) if you can with adjectives that show how meaningful and impactful it was for you. Try to describe how Jesus touched your heart, and how you responded (such as asking Him to be your Lord and Savior). This part challenges people's idea of what God is like.

4. STATE THE IMPACT OF CHRIST ON YOUR LIFE

Now describe how Christ impacted your problem and your life. Use the emotion opposite of your keyword and share how Christ either reversed your problem or is continually giving you the power to overcome. This is the part that inspires your hearers to place their hope in Christ!



ACTION CHALLENGES:

- **Group Challenge:** FLASH KINDNESS CHALLENGE! This week, if anyone from First Priority texts you the words “KINDNESS 123 GO”, you must do a random act of kindness for whoever is around you when you receive the text. You can compliment them, give them something, or help them with whatever they are doing. Don’t panic if it seems funny or awkward, just tell them about First Priority. Post it on social!
- **Prayer Challenge:** Pray daily for the students in your school who need the kindness of Jesus Christ and for Christ-following students to be encouraged to share His Kindness with others.
- **Invite Challenge:** Personally invite at least 5 students to Engage week next week.

WRAP UP: 2 minutes

- Share any FP Club announcements including that next week’s meeting is Engage Week. Remind everyone to bring a guest because it will be a fun atmosphere with food and a game, as well as a student giving a Gospel presentation.

KINDNESS

Engage Week Leader Guide

Engage Week: A time for students to engage their school with the Gospel.



PRE MEETING INSTRUCTIONS:

- Confirm your student guest speaker and remind them to be prepared to share the Gospel and an invitation to accept Christ. More Gospel presentation options can be found at firstpriority.club
- Confirm that student follow up cards have been printed and will be ready to hand out to students as they enter your meeting space. Faculty sponsors can print for you if requested in advance.
- Confirm that arrangements for food for the club have been completed and that it is ready to serve just before club opening.

INTRODUCTION: 3 minutes

- Allow students to fellowship as student leaders prepare the group activity.

Welcome Students

- **Engage Week Host:** "Welcome to First Priority! Today we are going to start with a game to get to know one another. There is food for everyone here, so please feel free to grab a bite to eat while we get started."

KINDNESS Engage Week Leader Guide (continued)

GROUP ACTIVITY TIME: 5 minutes

- Game: Gum-In-Mouth Unwrap
- Preparation: 4 or 5 pieces of gum in wrappers
- Play: 4 or 5 people are given gum inside wrappers. They must put them in their mouths and unwrap the gum. The first one to blow a bubble wins!

GROUP TALK: Gospel, Invitation, and Response Cards – 15 minutes

Introduce Student Sharing the Gospel

- **Engage Week Host:** “Today, my friend, _____ is going to share about something that is very important to them. Please listen respectfully as it takes a lot of courage to speak in front of others. You all were given a student response card that looks like this (hold up a sample card) when you came in. Just hold on to them and we will explain what they are for later.”

Gospel

- **Gospel Presenter:** Begin the presentation by sharing a short version of your testimony.



GOSPEL PRESENTATION: T.U.R.N.T.

Totally Un-condemned and Remade New Today

Today, I'm sharing some good news with you. No matter what you have done or what you have been through, there is HOPE. Let me tell you about it.


- **TOTALLY** pure and perfect, God created the world to be a place of beauty and meaning. He created each of us with purpose and identity. God has designed every person you see in this room. God's good creation was broken when sin entered the world. Sin is anything – thought, word, action or attitude – that doesn't meet God's standard of perfection (we call that 'holiness' in the Bible). Our independence separated us from God and our sin made it TOTALLY impossible to have a relationship with Him. And sin isn't just wrong stuff we do – it's inside us. We can never be good enough to get rid of it. Sin also carries a price tag with it – death (Romans 6:23).
- **UNCONDEMNED** because God's Son took on our guilt and punishment, there is HOPE for you and me. God loves us - He didn't want us to be separated from Him. John 3:16 tells us what God did to bridge the gap between our sin and His holiness: *"For God loved the world, that he gave his only Son, that whoever believes in him should not perish but have eternal life."* Jesus paid for the wrong that you have done, are doing, and will do in the future. He paid for it by dying on the cross and taking the punishment that you and I deserve. God the Father also raised Him from death - and His life offers to us the hope of eternal, never-ending life.
- **REMADE** and restored is what God wants your life to be. He wants a relationship with you. He has removed the obstacle of sin and is inviting you today to accept the sacrifice Jesus made for you. We accept that by believing in the sacrifice and confessing Jesus as our Lord.

GOSPEL PRESENTATION (continued)

- **NEW** life begins when you make Jesus your Lord and Savior. Romans 10:9 says that if you want to be saved, you must “confess with your mouth that Jesus is Lord and believe in your heart that God raised him [Jesus] from the dead.” You must believe this by faith. This is only the beginning, though; as following Jesus is something you choose to do daily.
- **TODAY**, you can begin a relationship with God. You don’t have to schedule an appointment with God or set a future goal to make yourself acceptable to Him. You can turn to God right now, just as you are - trusting Him to do the work of salvation in you..

HOW TO RECEIVE CHRIST AS SAVIOR

1. Confess your need (I am broken and in sin)
2. Change your direction in life, knowing that God’s way of living is better than our way of living
3. Believe that Jesus Christ died for you on the cross and was raised to life to save you and restore your relationship to God
4. Receive through prayer the free gift of salvation and begin your journey as part of the family of God.



WHAT TO PRAY

Father God,

I know that I am broken, and I need your forgiveness. Jesus, I believe you died and were raised so I could be saved. I want to turn away from my old life and toward a completely new life with You in Your family. Right now, I put my trust in You and invite You to come into my life and change it. In Jesus’ name, Amen.

STUDENT RESPONSE CARDS: 5 minutes

Opportunity to connect

- If everyone would just take a minute and think about what was shared today. If you decided to follow Jesus today, then on your response card, simply let us know that you made that decision so that we can connect with you and answer any questions you may have to celebrate your new life in Jesus.
- If you have questions or would like us to help you find a local church youth group, mark that on your student card so we can connect with you and just listen to what you have to say. We would love to help you find what you are looking for.
- If you are not interested, that's okay to. No one here will judge you, we are just excited that you are hanging out with us today.



WRAP UP & PRAYER: 2 minutes

- As we wrap up, I want to close in prayer, but first I wanted you to know that _____ is available to connect with you if you have questions today. Also, the response cards can be given to _____ and will only be used for follow up requests. Thank you for coming today and please join with me as I close us out in prayer thanking God for His love for all of us today.
- **Student Leader:** Thank you so much for coming today! Please turn in your card to _____ before you leave. We meet here every week at this time, so you are all invited to come back next week.

FOLLOW UP GUIDE

Following up with those who just committed their lives to Jesus or have questions is equally as important as sharing the Gospel! This guide will give you a few pointers on how to do follow up correctly. If your club chooses, you can put one student leader in charge of the follow-up process or delegate to a team of students.

Remember, your main goal is to be **HELPFUL!**

SIX THINGS TO DO WHEN FOLLOWING UP

- 1. Determine how many and what kind of follow-up has been requested.** As soon as possible, read through the response cards after you have collected them and let your Campus Coach know how many people committed their lives to Christ and how many students have questions or want someone to follow up with them.
- 2. Organize the response card information.** Write down on the follow-up chart the names, response, and contact info of everyone who made decisions and requested to talk with someone.
- 3. Make contact within 24 hours with everyone who responded** to the Gospel on Engage Week. This can be done by text message, personal conversation at school or social media, just remember to check with your parents for permission before contacting someone you do not know. The initial message should be something like this: *"Hello _____! My name is _____ and I saw that you came to First Priority club this week! We are really excited you came and we hope you'll come back next week. I also noticed that you marked on your response card that you [prayed to begin a relationship with Christ] -or- [wanted to talk with someone about the Gospel] so I wanted to ask how I could help you."* If you have questions about their responses, you can contact your Campus Coach for guidance.
- 4. Invite them to church!** If they were invited by a friend to First Priority, ask that friend to invite them to youth group this week, since they are more likely to attend church with someone they know. If they plan to go to church for the first time, you can also ask your campus coach to notify the student pastor that they will be having a new guest this week! Make sure to discard any response cards that you will not be needing for follow-up.
- 5. Offer a free Bible to those who prayed to receive Christ** if Bibles are available through your First Priority club or church. Make sure one is available before you offer and make sure they receive it if they accept.
- 6. Share any cool stories of salvation and new local youth group** members with your Campus Coach! He or she will want to celebrate with you about what God is doing through your club!

ENGAGE WEEK FOLLOW UP

School: _____ Month: _____

Mtg: _____ Coordinator: _____

Student Name	Committed life to Christ	Wants to talk with someone	Wants info on a local church	Follow up dates and details
1.				
2.				
3.				
4.				
5.				
6.				
7.				
8.				
9.				
10.				

Notes:

PRAY FOR 1

This month, as we focus on prayer, let's keep it simple.
Take time each day to pray for 1:

- 1 FRIEND WHO DOES NOT FOLLOW CHRIST
- 1 FAMILY MEMBER
- 1 TEACHER
- 1 MEMBER OF THE ADMINISTRATION

Keep it simple on your own or invite a few trusted friends
each day to join you to pray

We believe in the impossible:
THE HOPE OF CHRIST
IN EVERY STUDENT
at your school.


© 2018 The information found in this and other guides provided by First Priority of America, Inc. are the property of (FPOA) and require a covenant relationship with (FPOA) to use the content, name, and logo(s). For more information about starting a First Priority movement in your community, contact (FPOA) at one of the locations below:




FIRST PRIORITY

First Priority of America
PO Box 473
Brentwood, TN 37027
888-808-FPOA (3762)

 /fpofamerica

 /fpofamerica

 /fpofamerica

 www.firstpriority.club

The ESV® Bible (The Holy Bible, English Standard Version®) copyright © 2001 by Crossway, a publishing ministry of Good News Publishers. ESV® Text Edition: 2011. The ESV® text has been reproduced in cooperation with and by permission of Good News Publishers. Unauthorized reproduction of this publication is prohibited. All rights reserved.