

MONTH 1, VOLUME 4

HOPE

THE HOPE
OF CHRIST
IN EVERY
STUDENT

WEEKLY GUIDE



STORY

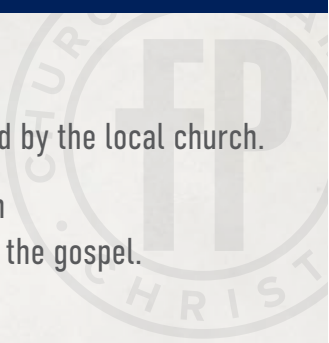
2018-2019 SCHOOL YEAR



FIRST PRIORITY

is a campus evangelism strategy implemented by the local church.

MISSION: To unite the local body of Christ with a plan of action to influence the schools with the gospel.



FIRST PRIORITY BUILDS NETWORKS OF SUPPORT

Students “The Players In the Game” Taking The Love & Message of Jesus Christ As Missionaries To Their School.



Parents “The Fans In The Stands” Praying For, Supporting & Discipling Their Children.



Churches “The Coaches On The Sidelines”
Equipping, Encouraging and Empowering Students.



Business / Community Leaders “The Owners Of The Team” Investing Leadership, Mentoring and Resources In Their Community.

Educators “The Referees Of The Game” Providing Guidance and Direction.



“First Priority is the most innovative way to reach a city for Christ. It unites our local churches together as one to make a difference.”

– Dr. Jay Strack, President of Student Leadership University

PLANNING GUIDE

Help Week:

Host:

Student speaker:

Behind the scenes organizer:

Overcome Week:

Host:

Student speaker:

Behind the scenes organizer:

Prepare Week:

Host:

Faith story 1:

Faith story 2: (optional)

Faith story 3: (optional)

Behind the scenes organizer:

Engage Week:

Host:

Activity leader:

Gospel presenter:

Behind the scenes organizer:

Host: Welcomes, opens in prayer, introduces the week, introduces the speaker, makes announcements, talks through response cards, thanks everyone, and dismisses.

Behind the scenes organizer: Makes necessary arrangements for (but doesn't do it all him/herself) greeters (who also hand out response cards), food, decor, printing, music.

STORY

Help Week Leader Guide

Help Week: A time for student leaders to equip their peers to become missionaries to their school, as they plan and pray for the month of campus ministry ahead.

PRE MEETING INSTRUCTIONS:

- Select one student to host this month's Help Week
- Remind students to post on social media and text friends reminding them about First Priority club

INTRODUCTION: 3 minutes

Welcome Students, Prayer and Introduction

- **Help Week Host:** "Welcome to First Priority! This week is Help Week, which is where we help each other become missionaries to our school. This year we are going to discuss the stories of how the fruit of the Spirit begins to grow in our lives because of a relationship with Christ."
- **Opening Prayer**
- **Introduce Student Leading Discussion:** "Today, my friend, _____, is going to share the about the power of stories."



GROUP TIME: The Power of a Story (20 Minutes)

Student Speaker: Mark 4:2a says, “He taught them by telling many stories in the form of parables...” (NLT)



Have you ever thought about the role that stories play in your everyday life? Stories help us understand things that other forms of communication cannot. Stories sometimes become the way we understand ourselves and the world around us. Did you go to a theater to see any

movies this summer? Obviously, the movie was itself a story, but what other stories were involved in your decision to go and pay money to see that movie? Did you see an advertisement for the movie? That’s a story. Did you go with friends? A personal story probably determined which friends you went with. Did you buy snacks to enjoy during the movie? A story had to be displayed to help you understand that this entertainment experience would be right for you. Some stories are not as obvious as others, but stories generally do four things:

Stories make a POINT. Rather than simply stating your point, a story illustrates what you are trying to say. Many of the stories in the Old Testament were handed down by being told, and the written version of these stories did not come about until later. Amazingly, the stories and their points were preserved so well that you and I can understand the same message today as when they were first told.

Stories make the point MEMORABLE. Jesus often taught using something called “parables”. He knew that if He taught with stories, people could more easily understand and remember the things He taught. How effective do you think that is? To test this out, let’s see how many parables of Jesus we can remember [allow the club to answer and discuss].

Stories sometimes become the way we understand ourselves and the world around us.

Stories make the point MEANINGFUL. They often reveal things we may not observe otherwise. Then we can personally connect the story with our own lives. The most meaningful stories we can share are about our own experiences.

STORY Help Week Leader Guide (continued)

Stories create CONNECTIONS. When you share a story, you are helping people to relate with you on a personal level. You probably have a lot of great stories you could share about your closest friends. This is such a powerful communication tool because when you share your story along with the Gospel story, you are giving people the opportunity to connect with God!

Everyone Christ-follower has a powerful STORY. Many of us think that we have nothing worth sharing. Maybe you think your testimony is nowhere near as powerful as someone else's. If you follow Jesus, however, you must realize that the true power of your story is in the Gospel, not in your own achievements. No matter what our experience appears to look like on the surface, the truth is that we were lost and now we are found! We were in darkness but now we walk in the light! Once we were alone and without hope, and yet Jesus has brought us into His family!

APPLY IT:

Discussion: Get into groups of three and each of you tell a true story about an unusual experience you've had. It should include at least five details that are memorable. Once everyone has told their stories, everyone find a different partner and try to tell both of the stories you heard including all of the details you can remember. If time permits, choose three people who think they heard the craziest story to come up front and share what they heard without using any names. See if the club can guess who the story is about, or vote on who had the craziest story.



STORY Help Week Leader Guide (continued)

ACTION CHALLENGE:

- **Group Challenge:** Story Challenge!

Think of the most important statement in your testimony and share a quick clip on social media. For example, you could say *"Everyone has a powerful story, and my story is that I was lost, but Jesus found me."* Include the hashtags #FirstPriority and #FPGodstory!

- **Share Challenge:** Share with someone this week the story of how you can trust Jesus as Savior.

- **Prayer Challenge:** Have someone close in prayer for your group to be messengers who bring the good news of the Gospel.

WRAP UP: 2 minutes

- Share any FP Club announcements including that next week's meeting is Overcome Week.



STORY

Overcome Week Leader Guide

Overcome: A time for student leaders to encourage their peers to overcome their fears of sharing the Gospel.



PRE MEETING INSTRUCTIONS:

- Select one student to lead this month's Overcome Week
- Post to social media and text friends inviting them to First Priority Club

INTRODUCTION: 3 minutes

Welcome Students, Prayer and Introduction

- **Overcome Week Host:** "Welcome to First Priority! This week is Overcome week, which is where challenge each other to overcome obstacles to sharing the Gospel. This year we are discussing the stories of how the fruit of the Spirit begins to grow in our lives because of a relationship with Christ."
- **Opening Prayer**
- **Introduce Student Leading Discussion:** Today, my friend, _____, is going to share about how our story helps us to overcome!

STORY Overcome Week Leader Guide (continued)

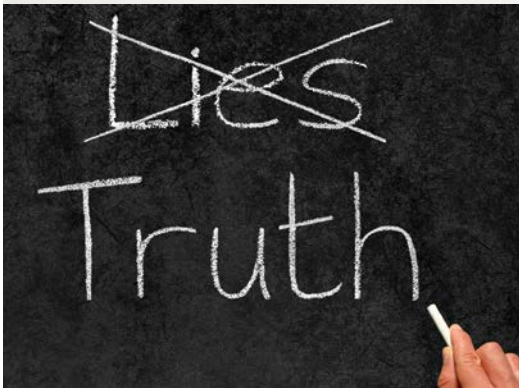
GROUP TIME: Tools for Overcoming (20 minutes)

Speaker Suggestion: Revelation 12:11a says, *“And they [people of God] have defeated him [Satan] by the blood of the Lamb [Jesus] and by their testimony.” (NLT)*

This verse says a lot, doesn't it? It concerns you, me, Jesus, and the *Enemy* who is always trying to keep the Kingdom of God from advancing and claiming more territory for Christ. All around us, an invisible and spiritual battle is constantly being fought. The *Enemy* cannot win the war against God, but he certainly can win battles against us. That is - unless we utilize the tools God has given us to *OVERCOME*.

It may seem normal to us now, but the darkness of living without God consumes our school every day. People are practically imprisoned by a spiritual system that is designed by the *Enemy* to keep people blinded by sin, alienated from Christ, and serving mostly their own selfish desires in one way or another. Sometimes this reality may not look exactly like this description at first glance, but we must remember that ultimately we all live in a broken world that needs salvation.

On top of that, we have our own challenges to overcome as Jesus-followers. Maybe we struggle with fear or greed. Maybe we know all too well how difficult it can be to be true to what we believe. Maybe we sometimes face the temptation to give up completely. But that is not the end of our story! *[share an example of how a struggle was not the end of your story]*



God has given each Christian the tools to overcome! Both of them revolve around reminding ourselves and others something we often lose sight of. When the *Enemy* spreads lies, we combat that with TRUTH! In Revelation 12:11, we are told that we can overcome the *Enemy* by reminding ourselves that there is no greater power than the blood of the Jesus and that by this blood we

have already been set free from any power that opposes God! This means that if you have put your trust in Jesus, you are already an overcomer! In fact, **1 John 5:5 says,**

“And who can win the battle against the world? Only those who believe that Jesus is the Son of God.” (NLT)

STORY Overcome Week Leader Guide (continued)

Our story is still being written, and so is the story of our school, so why don't we take God at His word and do exactly what He has said we can do? Let's remind ourselves that all the power we need is in the powerful message of the Gospel and our own testimony of that truth. Let's take the mission to win this school to Christ seriously this year and make every day count! *[you can write down more challenges for your specific club and share them here.]*

APPLY IT:

Discussion Option 1: What challenges are you currently facing or plan to face during this school year (tough schedule, hard classes, etc.)? Make a list and commit to pray for and encourage each other this year.

Discussion Option 2: What will be our biggest challenges as a club this year (staying on mission, follow-through, passion, etc.)? Make a list and commit to pray for victory in those challenges this year.

ACTION CHALLENGES:

- **Group Challenge:** Create a First Priority Instagram account for your school (it should include First Priority or FP and your school name) and give one student leader management responsibility. Throughout the year, use this account to lead social media group challenges, make announcements, and share stories about your club. After it is created, have everyone in the club follow it. Remember, this account not only represents your club and your school but also First Priority and Jesus Christ! Keep it uplifting to others!
- **Invite Challenge:** Text 5 friends and invite them to First Priority and ask them if you can pray for them this week about anything.
- **Prayer Challenge:** Lastly, get into groups of three or four and spread out. Take 2 minutes pray as a group for those you will be texting in the Invite Challenge.

WRAP UP: 2 minutes

- Share any FP Club announcements including that next week's meeting is Prepare Week.



WHY IS TRAINING STUDENT LEADERS TO SHARE THE HOPE OF CHRIST SO IMPORTANT?

Last school year over 2,000 students were trained as leaders and 9,000 of their peers responded to the good news they shared in FP clubs.

#studentsreachstudents
#firstpriority

STORY

Prepare Week Leader Guide

Prepare Week: A time for students to learn how to share their story of what their life was like without Christ in contrast to their new life with Christ.



PRE MEETING INSTRUCTIONS:

- Select one student to lead this month's Prepare Week
- Post to social media and text friends inviting them to First Priority Club
- Print "Your Faith Story" (1 per student) if you want to have every student attending club working on their testimony at the same time. (Faculty sponsors can usually print these for you if given enough notice)

INTRODUCTION: 3 minutes

Welcome Students, Prayer and Explanation

- **Prepare Week Host:** "Welcome to First Priority! This club is a place to seek and grow in God. This week is Prepare week, which is where we practice sharing our personal story about how we came to know Jesus."
- **Opening Prayer**
- **Introduce Students Giving Testimonies:** "Today, my friend _____ is going to share their story. Please listen respectfully as it takes a lot of courage to speak in front of others. Afterward, we are going to give some positive feedback on how well they did and also ask questions. Let's welcome them as they share."

STORY Prepare Week Leader Guide (continued)

TESTIMONY TIME: (15 minutes)

Share Testimonies

1. Student Testimony = _____

2. Student Testimony = _____

3. Student Testimony = _____

TESTIMONY WRAP UP:

- **Prepare Week Host:** "Let's take the next couple of minutes to give positive feedback to those who shared about how they did and feel free to ask them questions about their story."

[OPTIONAL]: Pass out printed copies of "Your Faith Story" and read, explain, and practice each step in groups of 2 or 3.

Appendix A

YOUR FAITH STORY - HOW TO WRITE YOUR TESTIMONY

1. START WITH A KEYWORD

The first step in writing down your faith story is choosing what keywords describe your life before Christ. Below is a list of emotions. Circle two or three that describe how you felt as a result of a problem you faced without Christ in your life. You are not limited to this list, so feel free to choose a keyword of your own! This part helps keep your story compelling and on track.

KEYWORDS

| | | | | |
|-----------|-------------|-------------|----------|-------------|
| alienated | bitter | fearful | hurt | rejected |
| alone | confused | frustrated | insecure | uncertain |
| angry | depressed | guilty | lonely | unforgiving |
| apathetic | distrusting | heartbroken | lost | unloved |
| ashamed | doubtful | hopeless | prideful | |

2. SET UP THE BACKGROUND

Now describe the situation in which you came to face this problem and why your keyword describes the way you felt. It is more important to be honest than dramatic. This helps people to relate with your story personally and understand why we need God in our lives. If you need more space, continue on the back.

3. SHARE HOW JESUS ENTERED YOUR STORY

Now describe how you came to know Jesus. Be sure to describe that moment (or that process) if you can with adjectives that show how meaningful and impactful it was for you. Try to describe how Jesus touched your heart, and how you responded (such as asking Him to be your Lord and Savior). This part challenges people's idea of what God is like.

4. STATE THE IMPACT OF CHRIST ON YOUR LIFE

Now describe how Christ impacted your problem and your life. Use the emotion opposite of your keyword and share how Christ either reversed your problem or is continually giving you the power to overcome. This is the part that inspires your hearers to place their hope in Christ!



ACTION CHALLENGES:

- **Group Challenge:** Organize a prayer-walk around your school on a Saturday or non-school day where everyone meets up and walks around the school, praying silently for all who attend there, that the lost would come to Christ and that Christians would be bold for the Gospel. Invite everyone, not just students. Take pictures of the event and post them to social media with the hashtags **#FirstPriority** and **#Prayerwalk**
- **Prayer Challenge:** Pray daily for the students in your school who need to hear the HOPE of Jesus Christ and for Christ following students to be encouraged to be bold in talking with others about Jesus. Make a list of people you are praying for and keep it wherever you normally have your daily quiet time.
- **Invite Challenge:** Personally invite at least 5 students to Engage week next week. Be intentional about investing in and inviting people whom you are unsure if they are a Christian.

WRAP UP: 2 minutes

- Share any FP Club announcements including that next week's meeting is Engage Week. Remind everyone to bring a guest because it will be a fun atmosphere with food and a game, as well as a student giving a gospel presentation.

STORY

Engage Week Leader Guide

Engage Week: A time for students to engage their school with the gospel.



PRE MEETING INSTRUCTIONS:

- Confirm your student guest speaker and remind them to be prepared to share the gospel and an invitation to accept Christ. More Gospel presentation options can be found at firstpriority.club
- Confirm that student follow up cards have been printed and will be ready to hand out to students as they enter your meeting space. Faculty sponsors can print for you if requested in advance.
- Confirm that arrangements for food for the club have been completed and that it is ready to serve just before club opening.

INTRODUCTION: 3 minutes

- Allow students to fellowship as student leaders prepare the group activity.

Welcome Students

- **Engage Week Host:** "Welcome to First Priority! Today we are going to start with a game to get to know one another. There is food for everyone here, so please feel free to grab a bite to eat while we get started."

STORY Engage Week Leader Guide (continued)

GROUP ACTIVITY TIME: 5 minutes

- Game: Little Known Fact
- Preparation: No preparation necessary
- Play: 5-7 students stand in front of the club and simply share with the group three fun facts about themselves, but two of the facts are untrue. Everyone at the club stands up and has to vote on which fun fact is the truth. If anyone votes for the lie, they sit down. If one player is left standing, he or she is the winner.

GROUP TALK: Gospel, Invitation, and Response Cards – 15 minutes

Introduce Student Sharing the Gospel

- **Engage Week Host:** “Today, my friend, _____ is going to share about something that is very important to them. Please listen respectfully as it takes a lot of courage to speak in front of others. You all were given a student response card that looks like this (hold up a sample card) when you came in. Just hold on to them and we will explain what they are for later.”

Gospel

- **Gospel Presenter:** Begin the presentation by sharing a short version of your testimony.



GOSPEL PRESENTATION: R.O.C.K.



1. RECOGNIZE WHO GOD IS.

He is Holy, good, and Ruler of all things.

In **Revelation 4:8**, we see God's angels chanting,

"Holy, holy, holy is the Lord God, the Almighty— the one who always was, who is, and who is still to come."

God is Holy, Almighty, Eternal and we have broken His laws.

2. OWN UP TO OUR SIN.

Not just listing the wrongs you've done but agreeing with God that you have lived in sin, committed wrongs against Him, and deserve the consequences.

Romans 3:10-12 says,

As the Scriptures say, "No one is righteous- not even one. No one is truly wise; no one is seeking God. All have turned away; all have become useless. No one does good, not a single one."

You see if we are honest all of us have probably lied, spoken evil towards people, or yelled in anger at others. We have broken the commands and tried to do things our way. And that way leads to death.

So what can we do?

3. CONFESS YOUR NEED FOR FORGIVENESS AND MAKE JESUS LORD OF YOUR LIFE.

This means you confess your helplessness to God, ask for His mercy in forgiving you, and confess your desire to follow Jesus.

Romans 3:23-24 says,

"For everyone has sinned; we all fall short of God's glorious standard. Yet God freely and graciously declares that we are righteous. He did this through Christ Jesus when he freed us from the penalty for our sins."

God has made a way for us to be saved through believing in His son, Jesus. All we have to do is talk to God, own up to our sins, and ask Jesus to be our Lord from this moment onward.

GOSPEL PRESENTATION (continued)

Romans 10:9 says,

“If you openly declare (confess) that Jesus is Lord and believe in your heart that God raised him from the dead, you will be saved.”

Once you’ve had that honest discussion with God (prayer) and acknowledged that Jesus is Lord, your past is erased and your future forever secure.

4. KNOW THAT JESUS WILL NEVER LET YOU GO.

This is important because if you are taking these steps to be a disciple/follower of Jesus you need to know that not everything you do will be right. You are still going to stumble and get tripped up, but God is at work within you to overcome all things. Keep moving forward. Keep your eyes on Christ the One who founded or started our faith and the one who finishes and perfects our faith. We are not alone in this, so don’t let doubts or mistakes keep you from the good things that God is doing in and through you.

Ephesians 4:30 says,

“And do not bring sorrow to God’s Holy Spirit by the way you live. Remember, he has identified you as his own, guaranteeing that you will be saved on the day of redemption.”

HOW TO RECEIVE CHRIST AS SAVIOR

1. Confess your need (I am broken and in sin)
2. Change your direction in life, knowing that God’s way of living is better than our way of living
3. Believe that Jesus Christ died for you on the cross and was raised to life to save you and restore your relationship to God
4. Receive through prayer the free gift of salvation and begin your journey as part of the family of God.



WHAT TO PRAY

Father God,

I know that I am broken, and I need your forgiveness. Jesus, I believe you died and were raised so I could be saved. I want to turn away from my old life and toward a completely new life with You in Your family. Right now, I put my trust in You and invite You to come into my life and change it. In Jesus’ name, Amen.

STUDENT RESPONSE CARDS: 5 minutes

Opportunity to connect

- If everyone would just take a minute and think about what was shared today. If you decided to follow Jesus today, then on your response card, simply let us know that you made that decision so that we can connect with you and answer any questions you may have to celebrate your new life in Jesus.
- If you have questions or would like us to help you find a local church youth group, mark that on your student card so we can connect with you and just listen to what you have to say. We would love to help you find what you are looking for.
- If you are not interested, that's okay to. No one here will judge you, we are just excited that you are hanging out with us today.



WRAP UP & PRAYER: 2 minutes

- As we wrap up, I want to close in prayer, but first I wanted you to know that _____ is available to connect with you if you have questions today. Also, the response cards can be given to _____ and will only be used for follow up requests. Thank you for coming today and please join with me as I close us out in prayer thanking God for His love for all of us today.
- **Student Leader:** Thank you so much for coming today! Please turn in your card to _____ before you leave. We meet here every week at this time, so you are all invited to come back next week.

FOLLOW UP GUIDE

Following up with those who just committed their lives to Jesus or have questions is equally as important as sharing the Gospel! This guide will give you a few pointers on how to do follow up correctly. If your club chooses, you can put one student leader in charge of the follow-up process or delegate to a team of students. Remember, your main goal is to be **HELPFUL!**

SIX THINGS TO DO WHEN FOLLOWING UP

- 1. Determine how many and what kind of follow-up has been requested.** As soon as possible, read through the response cards after you have collected them and let your Campus Coach know how many people committed their lives to Christ and how many students have questions or want someone to follow up with them.
- 2. Organize the response card information.** Write down on the follow-up chart the names, response, and contact info of everyone who made decisions and requested to talk with someone.
- 3. Make contact within 24 hours with everyone who responded** to the Gospel on Engage Week. This can be done by text message, personal conversation at school or social media, just remember to check with your parents for permission before contacting someone you do not know. The initial message should be something like this: *"Hello _____! My name is _____ and I saw that you came to First Priority club this week! We are really excited you came and we hope you'll come back next week. I also noticed that you marked on your response card that you [prayed to begin a relationship with Christ] -or- [wanted to talk with someone about the Gospel] so I wanted to ask how I could help you."* If you have questions about their responses, you can contact your Campus Coach for guidance.
- 4. Invite them to church!** If they were invited by a friend to First Priority, ask that friend to invite them to youth group this week, since they are more likely to attend church with someone they know. If they plan to go to church for the first time, you can also ask your campus coach to notify the student pastor that they will be having a new guest this week! Make sure to discard any response cards that you will not be needing for follow-up.
- 5. Offer a free Bible to those who prayed to receive Christ** if Bibles are available through your First Priority club or church. Make sure one is available before you offer and make sure they receive it if they accept.
- 6. Share any cool stories of salvation and new local youth group members** with your Campus Coach! He or she will want to celebrate with you about what God is doing through your club!

ENGAGE WEEK FOLLOW UP

School: _____ Month: _____

Mtg: _____ Coordinator: _____

| Student Name | Committed life to Christ | Wants to talk with someone | Wants info on a local church | Follow up dates and details |
|--------------|--------------------------|----------------------------|------------------------------|-----------------------------|
| 1. | | | | |
| 2. | | | | |
| 3. | | | | |
| 4. | | | | |
| 5. | | | | |
| 6. | | | | |
| 7. | | | | |
| 8. | | | | |
| 9. | | | | |
| 10. | | | | |

Notes:

PRAY FOR 1

This month, as we focus on prayer, let's keep it simple. Take time each day to pray for 1:

- 1 FRIEND WHO DOES NOT FOLLOW CHRIST
- 1 FAMILY MEMBER
- 1 TEACHER
- 1 MEMBER OF THE ADMINISTRATION

Keep it simple on your own or invite a few trusted friends each day to join you to pray




We believe in the impossible:
THE HOPE OF CHRIST
IN EVERY STUDENT
at your school.

© 2018 The information found in this and other guides provided by First Priority of America, Inc. are the property of (FPOA) and require a covenant relationship with (FPOA) to use the content, name, and logo(s). For more information about starting a First Priority movement in your community, contact (FPOA) at one of the locations below:



First Priority of America
PO Box 473
Brentwood, TN 37027
888-808-FPOA (3762)

 /fpofamerica

 /fpofamerica

 /fpofamerica

 www.firstpriority.club