

COMPETENCY

HOPE

WEEKLY GUIDE

MONTH 6, VOLUME 2



COMPETENCY

Help Week Leader Guide

Help Week: A time for student leaders to equip their peers with a leadership point, as they plan and pray for the month of campus ministry ahead.

INTRODUCTION

Beforehand Task: Select one student to lead this month's Help Week.

1. Welcome Students and Pray

- Student Leader Host - Welcome to First Priority! This club is a safe place to seek and grow in God. This week is Help Week, which is where we engage a leadership discussion that will help us grow in our ability to share the gospel. This month we are focusing on what it means to pursue *Competency* for the sake of the gospel of Jesus Christ.
- Opening Prayer - List off any reminders for the club as they begin First Priority.

2. Introduce Student Leading Discussion

- Today, my friend <insert name> is going to share about what it means to pursue *Competency*.



LEADERSHIP DISCUSSION – Opinions And Elbows

There is an old saying that we are going to make new today, it goes like this; *Opinions and Elbows*, just about everyone has them. Let's be real, this is a fairly ridiculous statement, because it is so obvious. However, it has the potential to cause good discussion for today, as we look at what it means to pursue Competency.

You and I live in a world dominated by peoples opinions. In fact, much of the information that we take in is found in the world of social media which is built on solely on our opinions.



Like elbows, opinions are so necessary for us to live out our daily lives. No elbow, no ability to get the food to our mouths. No opinions, no ability to develop things we are passionate about. Opinions are in a sense feelings expressed without filter. We have an opinion

on the type of food that is best. The places that everyone should visit, or the next tech device that everyone should have. Then we post, selfie and yell very loudly to the world why we feel that way.

Unfortunately, many times we post something without having all the information. Our favorite restaurant may be owned by someone who is cheating it's employee's out of fair pay. Or, our one bad experience at a store may have been with an employee on it's first day. Without a complete view of what is really going on around us, our opinions can cause more harm than good.

I am going to challenge you on a thought today, you do not have the right to say whatever you want whenever you want. I realize that flies in the face of everything the world tells us right now. However, I suggest a leader must learn to slow down and ask themselves do they truly have all the information to state the truth competently, not just how they feel.

Without a complete view of what is really going on around us, our opinions can cause more harm than good.

COMPETENCY Help Week Leader Guide (continued)

What the world has always needed is truth, today is no different. When you and I prepare to share with the world something that has moved us or is stirring us to bring awareness to a situation (our passions), let's choose to pursue competency to make sure we know the truth of the situation.

Here is the good news, choosing to pursue Competency and understanding in daily life begins at the feet of Jesus. Jesus words, the bible and those around us pursuing His voice are great filters for us to use as we formulate our opinions and line them up with truth. Your ability to share such truth will fuel passions that change the world around you!

For the word of God is living and active, sharper than any two-edged sword, piercing to the division of soul and of spirit, of joints and of marrow, and discerning the thoughts and intentions of the heart. HEBREWS 4:12



PLANNING GUIDE

Help Week:

Host:

Leadership speaker:

Behind the scenes organizer:

Overcome week:

Host:

Leadership speaker:

Behind the scenes organizer:

Prepare week:

Host:

Faith story 1:

Faith story 2: (optional)

Faith story 3: (optional)

Behind the scenes organizer:

Engage week:

Host:

Activity Leader:

Gospel speaker:

Behind the scenes organizer:

Host - welcomes, opens in prayer, introduces the week, introduces the speaker, makes announcements, talks through response cards, thanks everyone, and dismisses.

Behind the scenes organizer: makes necessary arrangements for (but doesn't do it all him/herself) greeters (who also hand out response cards), food, decor, printing, music.

COMPETENCY

Overcome Week Leader Guide

Overcome: It takes courage to stand out from the crowd. In today's culture, relativism is the norm, and absolute truth is the minority. This will be a training on the difference between the two, as well as, a challenge to courageously dare to be different and follow Jesus without compromise.



INTRODUCTION

Beforehand Task: Select one volunteer to share from the Overcome Week Leader Guide.

1. Welcome Students and Pray

- Student Leader Host – Welcome to First Priority! This club is a safe place to seek and share God. This week is Overcome Week, which is where we work together in learning about how to overcome our fears of sharing the gospel.
- Pray.
- List any reminders for the club as they begin First Priority.

2. Introduce Volunteer

- Signal volunteer to join the leaders.
- Student Leader Host – This month we are discussing the pursuit of *competency*; becoming more able to share the gospel and use our influence for Christ.
- Today, my friend <insert name> is going to share about overcoming our fears of sharing Jesus with others.

GUEST CONTENT

1. Teaching Time (10 minutes)

→ Introduction



› Introduce yourself, who invited you to speak, and simple points about your life.

For example: *My name is Billy and I'm a ninth grader at Missionfield High School. Sally invited me to share with you today about how to overcome fear. I'd like to encourage and challenge you today.*

→ **This month, our theme is pursue *Competency*.** Last week we discussed how our opinions could be filtered by truth to help us become a capable leader for the sake of the gospel. Today we are going to talk about the importance of reason alongside our faith when sharing the gospel with others.

1 Peter 3:15 encourages every believer to be prepared to give a reason if someone asks you why you are a Christian. What reasons would you give if someone asked you this? (*let 2 or 3 students answer if they would like to.*)

Faith is a friend to reason. Some Christians and non-Christians alike think that one cannot have both faith and reason, but this isn't true at all. Being reasonable simply means that you try to make your beliefs line up with truth. As Christians, our faith is not based on wishful thinking, but on testimony, experience, evidence, and what God reveals to us. Christians should be able to say that belief in God is reasonable, or that we have some reason to hold such a belief. If we do not have a reason to believe, it is likely that we may not stay committed to that belief when challenged.

Reasonable thinking involves logic. Logic is one of several tools that reasonable people use to help them discover truth. Logic does not guarantee that we will arrive at truth, but it does give us rules to help us avoid bad thinking. When making your case for a given belief, you are presenting an argument. Arguments have two parts: premises and conclusions. A premise is a statement that an argument is based on, and a conclusion is what must be true if the premises are true. For example:

(premise) All squares are rectangles.

(premise) All rectangles have four sides.

(conclusion) Therefore, all squares must have four sides.

COMPETENCY Overcome Week Leader Guide (continued)

This is another example:

(premise) It is dangerous to drive when it is snowing.

(premise) It is snowing right now.

(conclusion) Therefore, it would be dangerous to drive right now.

If the premises are true, then the argument is said to be “valid”. This is why Christians must have good reasons for why they believe what they do. It is not wrong for others to challenge your conclusions. In fact, you should welcome friendly discussion of your beliefs, even when challenged. Aside from reasons to believe in God, logical arguments can be very useful when challenging others’ conclusions, but make sure to always be respectful, polite, and do not make exceptions to the rules of right reason. It is also important to know when to end a discussion if the other person feels uncomfortable being challenged. Christians should never use arguments or logic to “bully” or pressure others. Sometimes, others may present a better argument than yours, but don’t be discouraged. Simply learn from the experience and do some research. Also, just because you didn’t win a particular argument doesn’t mean you should quit being a Christian. In fact, to do so would be bad reasoning. If you make a mistake trying to solve one math problem, does that mean that all math teaching is incorrect? No, of course it doesn’t.

Logic is not secular. Some intellectual types of people would have you believe that logic has no place in religious discussion, but instead belongs exclusively to scientific thought. Christians believe, that all truth belongs to the Creator of all creation, of which science is included; and that Creator is God. This means that logic and reasonable thinking are part of your heritage as a christian. In fact, there have been many Christians throughout the centuries who made huge contributions to the world of academic thought.

I challenge everyone here today to learn how to use logic and reason to be able to become better at expressing your beliefs, which leads to becoming a better witness and proclaimer of the gospel.


CONCLUDE

- Follow up the teaching time by thanking the guest speaker. Remind the students of next weeks meeting, Prepare Week.
- Dismiss with a closing prayer, reminding the students of the prayer points from last week as well as the prayer points below.
- Pray for your school, wisdom, protection, and for open hearts to receive the gospel.

COMPETENCY

Prepare Week Leader Guide

Prepare Week: Allows Student leaders to share their story of what their life was like without Christ as opposed to the fullness of their new life with Christ.



INTRODUCTION

Beforehand Task:

- Ensure selected 3 student leaders are prepared to share their testimony with Appendix A – Your faith Story.
- (Optional) Print Appendix A – Your Faith Story (1 per student) if you want to have every student attending club working on their testimony at the same time (recommended at least once a semester).

1. Welcome Students and Pray

- Student Leader Host - Welcome to First Priority! This club is a safe place to seek and share God. This week is Prepare Week, which is where we practice sharing our personal story about how we came to know Jesus.
- Pray.
- List any reminders for the club as they begin First Priority.

COMPETENCY Prepare Week Leader Guide (continued)

2. Introduce Volunteer(s)

- Signal volunteer to join the leaders.
- Student Leader Host – This month we are discussing what it means to pursue *competency* as we share the gospel.
- Today, my friend <insert name> is going to share their story. Please listen respectfully as it takes a lot of courage to speak in front of others. At the end we are going to give some positive feedback on how well they did and also ask questions. Let's welcome them as they share.



TESTIMONY TIME

3. Share Testimonies

- › Student 1 Testimony = _____

- › Student 2 Testimony = _____

- › Student 3 Testimony = _____

- Leader Host: Thank you for sharing, <insert name>. Now lets take a minute to share some positive feedback about how they did. Also, feel free to ask them questions about their story.
- (Optional) If you are working on testimonies collectively, pass out **Appendix A – Your Faith Story** and read/explain/discuss each step.

4. Conclude

- Dismiss with a closing prayer.

COMPETENCY

Engage Week Leader Guide

Engage Week: Student leaders inviting their peers to an on campus event to experience the gospel of Jesus.

INTRODUCTION

Beforehand Task:

- Ensure the student speaker is prepared to share the gospel using **Appendix B – Sample Gospel Presentation**, or another gospel presentation at <http://firstpriority.club/club-resources> and follow with invitation.
- Confirm that arrangements for food for the club have been completed and that is it ready to serve just before club opening.
- Confirm that enough response cards will be at the club ready to hand out as students enter.

1. Welcome Students and Pray

- Student Leader Host: Welcome to First Priority club! Today we are going to start with a game to get to know one another. There is food for everyone here, so please feel free to grab a bite to eat while we get started.
- Allow students to fellowship as student leaders prepare the gathering activity.



2. Activity

- Game: Look Up Look Down
- Preparation: No preparation is necessary – one student will lead the game and be the “facilitator”.
- Play: Everyone in the club stands up and faces any random direction. When the facilitator says, “look down”, everyone looks down. When the facilitator says, “look up”, all players look up at someone else (they cannot change who they are looking at after they look up). If two people happen to be looking at each other (i.e. make eye contact), they both have to scream. Whoever screams is eliminated from game and must sit down. If someone screams when they are not making eye contact with anyone, they are also eliminated. The facilitator then says, “look down”, and everyone looks down. The facilitator then says, “look up”, and the process continues with each player now looking at a different person than before. The game continues until there are only two players left. When there are only two people left, rock paper scissors can help pick a winner.

3. Introduce Volunteer(s)


- Signal volunteer to join the leaders.
- Today, my friend <insert name> is going to share about something that is very important to him/her. Please listen respectfully as it takes a lot of courage to speak in front of others.



GOSPEL TIME

4. Gospel, Invitation, and Response Cards

- Student Leader: Share the gospel and give a personal invitation using **Appendix B Sample Gospel Presentation** or another gospel presentation at <http://firstpriority.club/club-resources>.



STUDENT RESPONSE CARD

My response to the gospel message today (please only check one):

- Today, I prayed to receive Christ
- I would like more information about the Gospel
- I have already prayed to receive Christ before today
- I am not interested

My name _____ Cell # _____

Who invited you to First Priority today? _____

The information you put on this card will be given to a student leader to follow up with you. Your information will not be stored or given to anyone else.

- After invitation prayer, call attention to the response cards and direct students to fill out their information and respond by checking the appropriate box. It may also be helpful to announce that this information is only used if follow up is requested.

Conclude

- Student Leader: Thanks you so much for coming today! Please turn in your card to <insert name of student leader> before you leave. We meet here every week at this time, so you are all invited to come back next week!

Appendix A

YOUR FAITH STORY

Your story is one of the most important tools you have been given by God to share the gospel with the world around you! Finding the power in your story will depend on how you learn to tell it. The first step to being able to tell a powerful story is to **WRITE IT DOWN**. This will give you the ability to edit the specifics and memorize. The second is to **PRACTICE OUT LOUD** with a close friend or parent so that they can give you useful feedback. The third is to **SPEND TIME IN PRAYER AND IN THE SCRIPTURE** to ask God to speak through you before you share your story publically, because God can do more in others through you than you can do by yourself!

1. START WITH A KEYWORD

The first step in writing down your faith story is choosing what keywords describe your life before Christ. Below is a list of emotions. Circle two or three that adequately describe how you felt as a result of a problem you faced without Christ in your life. You are not limited to this list, so feel free to chose a keyword of your own! This part helps keep your story compelling and on track.

KEYWORDS

alienated	bitter	fearful	hurt	rejected
alone	confused	frustrated	insecure	uncertain
angry	depressed	guilty	lonely	unforgiving
apathetic	distrusting	heartbroken	lost	unloved
ashamed	doubtful	hopeless	prideful	worthless



2. SET UP THE BACKGROUND

Now describe the situation in which you came to face this problem and why your keyword describes the way you felt. It is more important to be honest than dramatic. This helps people to relate with your story personally and understand why we need God in our lives. If you need more space, continue on the back.

EXAMPLE: *“my parents divorced when I was younger... I blamed myself and began to feel unworthy of relationships... so I become isolated and alone because I was afraid of being rejected for being unworthy...”*

Appendix A YOUR FAITH STORY *(continued)*

3. SHARE HOW JESUS ENTERED YOUR STORY

Now describe how you came to know Jesus. Be sure to describe that moment (or that process) if you can with adjectives that show how meaningful and impactful it was for you. Try to describe how Jesus touched your heart, and how you responded (such as asking Him to be your Lord and Savior). This part challenges people's idea of what God is like.

EXAMPLE: *"One summer I attended church camp with my youth group and we talked about new identity in Christ and being loved as God's children. God began to speak to my heart and to my issues of unworthiness and fear of rejection. One evening I experienced the love of God and realized that Christ died for my sin, so that I could have a loving relationship with God. So I asked Him to save me and forgive me of my sin. The impact of that moment changed everything."*

4. STATE THE IMPACT OF CHRIST ON YOUR LIFE



Now describe how Christ impacted your problem and your life. Use the emotion opposite of your keyword and share how Christ either reversed your problem or is continually giving you the power to overcome. This is the part that inspires your hearers to place their hope in Christ!

EXAMPLE: *"What changed after that was my view of myself. I began to trust that God really did love me and want me to be in relationship with Him. I had once been unworthy, but now I was given worth. I was once alone, but now I see myself as wanted, loved, and together with God and His family. I was once afraid of rejection, but now I know that I am fully accepted by Him, and He is giving me the faith and the strength to overcome the attitudes of the past."*

Appendix B

SAMPLE GOSPEL PRESENTATION

Begin the presentation by sharing a short version of your testimony.

For example: *"I was raised in church. I'd never really thought of my story as being powerful, but when I think about how Christ died for me, a sinner, I am very grateful that Jesus did for me something I could not do for myself. This fact is powerful enough all by itself. I love to serve God because of all that He has done for me."*



What Is the Gospel?

- Answer: The Father God Adopting Me.

FATHER GOD

God made all of creation. The first people in God's creation—Adam and Eve—had a perfect relation-

ship with the Father. However, they turned away from Him and creation fell into sin and brokenness. This resulted in separation from God and the free and full life we were intended to experience. God was deeply grieved over His creation.

"The Lord saw that the wickedness of man was great in the earth ... and it grieved Him to His heart." - Genesis 6:5-6 (ESV)

ADOPTING

God's heart was so hurt over His creations' brokenness that He sent His Son Jesus. God sent Jesus to pay the price (redemption) to restore our relationship back to the Father. Jesus sacrificed His own life on a cross in our place and was also raised back to life to end our alienation from God and bring us into a loving relationship that lasts forever. Only because of Jesus can we be adopted as sons and daughters of God—part of His family, along with the benefits of being His children.

"But when the fullness of time had come, God sent forth his Son, born of woman, born under the law, to redeem those who were under the law, so that we might receive adoption as sons." - Galatians 4:4-5 (ESV)

"For all who are led by the Spirit of God are sons of God. For you did not receive the spirit of slavery to fall back into fear, but you have received the Spirit of adoption as sons, by whom we cry, "Abba! Father!" The Spirit Himself bears witness with our spirit that we are children of God." - Romans 8:14-16 (ESV)

Appendix B SAMPLE GOSPEL PRESENTATION (continued)

ME

You and I were born into the same experience, the inevitable realization that something is not right with the world or us. We discover that we are alienated, alone, and missing out on real life. Life without a relationship with God is a broken existence. The good news is that it can be restored by making the decision to follow Jesus and placing our trust in Him. Once this happens, we have a relationship with God and His family (fellow believers who follow Him)—a true belonging quite possibly for the first time. You, too, have the opportunity to follow Him and place your trust in Him to receive a loving relationship that lasts forever.

“Yet to all who received Him, to those who believed in His name, He gave the right to become children of God.” - John 1:12 (ESV)

HOW TO RECEIVE CHRIST AS SAVIOR

1. Confess your need (I am broken and in sin)
2. Change your direction in life, knowing that God’s way of living is better than our way living
3. Believe that Jesus Christ died for you on the cross and was raised to life to redeem you and restore your relationship to God
4. Receive through prayer the free gift of salvation and begin your journey as part of the family of God.

WHAT TO PRAY

Father God,


I know that I am broken, and I need your forgiveness. Jesus, I believe you died and were raised to life to redeem me. I want to turn away from my old life and toward a completely new life with You in your family. Right now I put my trust in you and invite you to come into my life and change it. In Jesus’ name, Amen.



FIRST PRIORITY

is a campus evangelism strategy implemented by the local church.


MISSION: To Unite The Local Body of Christ With
A Plan of Action To Influence The Schools With the Gospel



FIRST PRIORITY BUILDS NETWORKS OF SUPPORT



Students “The Players In the Game” Taking The Love & Message of Jesus Christ As Missionaries To Their School.



Parents “The Fans In The Stands” Praying For, Supporting & Discipling Their Children.



Churches “The Coaches On The Sidelines” Equipping, Encouraging and Empowering Students.



Educators “The Referees Of The Game” Providing Guidance and Direction.



Business / Community Leaders “The Owners Of The Team” Investing Leadership, Mentoring and Resources In Their Community.




“First Priority is the most innovative way to reach a city for Christ. It unites our local churches together as one to make a difference.”

– Dr. Jay Strack, President of Student Leadership University

First Priority is Intentional, Innovative and Biblical

- The First Priority Campus Evangelism Strategy (*Mark 2*)
- Uniting Local Churches In Communities (*John 17*)
- Building Essential Networks of Support (*1 Corinthians 12*)
- Mobilization of Youth Leaders (*2 Timothy 2*)
- Equipping, Encouraging And Empowering Student Leaders (*1 Timothy 4*)
- Student Led & Initiated Evangelism Clubs (*Romans 10*)



37
Networks

880
First Priority
Clubs

47,000
Students Attend
Engage Week Month

798
Youth Leaders
Networked

7,506
Commitments
To Christ

The above data reflects the 2014 - 2015 school year

"I endorse First Priority. They know what's going on and they are training America's youth leaders and our youth, empowering them to change the very fabric of this next generation and restoring "hope" to America's future."

– Josh McDowell, Author and Speaker



We believe in the impossible:
THE HOPE OF CHRIST
IN EVERY STUDENT
at your school.

© 2017 The information found in this and other guides provided by First Priority of America, Inc. are the property of (FPOA) and require a covenant relationship with (FPOA) to use the content, name, and logo(s). For more information about starting a First Priority movement in your community, contact (FPOA) at one of the locations below:



First Priority of America
115 Penn Warren Drive Suite 300-205
Nashville, TN 37027
888-808-FPOA (3762)

 /fpofamerica

 /fpofamerica

 /fpofamerica

 www.firstpriority.club