

COMMITTED

HOPE

WEEKLY GUIDE

MONTH 5, VOLUME 2



COMMITTED

Help Week Leader Guide

Help Week: A time for student leaders to equip their peers with a leadership point, as they plan and pray for the month of campus ministry ahead.

INTRODUCTION

Beforehand Task: Select one student to lead this month's Help Week.

1. Welcome Students and Pray

- Student Leader Host - Welcome to First Priority! This club is a safe place to seek and grow in God. This week is Help Week, which is where we engage a leadership discussion that will help us grow in our ability to share the gospel. This month we are focusing on what it means to stay *Committed* for the sake of the gospel of Jesus Christ.
- Opening Prayer - List off any reminders for the club as they begin First Priority.

2. Introduce Student Leading Discussion

- Today, my friend <insert name> is going to share about what it means to be committed.



LEADERSHIP DISCUSSION

Have you ever thought about what it means to be committed to something? The word “commitment” means a dedication to a cause or an activity. We commit to all kinds of things. Think about the things that are important to you: you show up to school every day in the hopes that you can graduate one day. You are committed to our friends. To find success in sports, music, and art, you need a strong commitment to work hard and give your best, even when you don’t feel like it.



Unfortunately, commitment is tough to maintain. There’s no shortage of distractions that grab your attention and cause you to lose focus from the things you’re committed to. You love your favorite sports team until they have a lousy season, but you find yourself joining the late-season bandwagon crowd for a team

you never thought you’d pull for. In the little and big stuff of life, it’s pretty easy to lose interest and ignore commitments.

As followers of Jesus, we’re expected to stay committed to the purpose He has given us. Our mission is to stay committed to sharing His love and hope with others. Jesus was committed to His mission, even though it led to His death on the cross.

What was Jesus’ mission? Check out Luke 19:10: *“For the Son of Man came to seek and save the lost.” (ESV).*

The mission Jesus asks us to be committed to matches His: Mark 16:15: *“And then he told them, Go into all the world and proclaim the gospel to the whole creation.” (ESV).* We have the amazing opportunity to be used by God in His mission to rescue those who are lost and hopeless.

Jesus always stayed committed to the mission of bringing hope to the hopeless. Nothing distracted Him from His commitment to God’s mission for the world. Jesus was intently searching for people who needed forgiveness. Not only was Jesus committed to finding and rescuing the lost and hopeless of His day, His commitment to a rescue mission saved us, even when we were far from Him.

As followers of Jesus, we’re expected to stay committed to the purpose He has given us. Our mission is to stay committed to sharing His love and hope with others.

COMMITTED Help Week Leader Guide (continued)

Our greatest motivation to stay committed to sharing the hope of Jesus is to remember how committed He has been to rescuing us. He was so committed, so dedicated to the mission, that He even went to the cross and was crucified for us. He gave His life for us so we could experience the love and forgiveness that He offers. Because of His life-changing mercy, we are not just committing ourselves to any cause. We are committed to the greatest mission in the universe:

we're helping people find and follow Jesus. That is a mission worth staying committed to!



Plan

Take 8 minutes to ensure that Overcome and Prepare weeks have been reviewed and that students are in place to host, lead and share during those weeks. Also, take 7 minutes to discuss how your campus club is going to use Engage week to invite students to your Gospel club that week.

Pray

For your peers — especially for those whom you have been given influence. Pray for the lost – that they may experience the incredible love of the Father. Pray for your school — administrators, teachers and fellow Christian student leaders to have courage.

PLANNING GUIDE

Help Week:

Host:

Leadership speaker:

Behind the scenes organizer:

Overcome week:

Host:

Leadership speaker:

Behind the scenes organizer:

Prepare week:

Host:

Faith story 1:

Faith story 2: (optional)

Faith story 3: (optional)

Behind the scenes organizer:

Engage week:

Host:

Activity Leader:

Gospel speaker:

Behind the scenes organizer:

Host - welcomes, opens in prayer, introduces the week, introduces the speaker, makes announcements, talks through response cards, thanks everyone, and dismisses.

Behind the scenes organizer: makes necessary arrangements for (but doesn't do it all him/herself) greeters (who also hand out response cards), food, decor, printing, music.

COMMITTED

Overcome Week Leader Guide

Overcome: It takes courage to stand out from the crowd. In today's culture, relativism is the norm, and absolute truth is the minority. This will be a training on the difference between the two, as well as, a challenge to courageously dare to be different and follow Jesus without compromise.



INTRODUCTION

Beforehand Task: Select one volunteer to share from the Overcome Week Leader Guide.

1. Welcome Students and Pray

- Student Leader Host – Welcome to First Priority! This club is a safe place to seek and share God. This week is Overcome Week, which is where we work together in learning about how to overcome our fears of sharing the gospel.
- Pray.
- List any reminders for the club as they begin First Priority.

2. Introduce Volunteer

- Signal volunteer to join the leaders.
- Student Leader Host – This month we are discussing the importance of staying committed to the mission and the message of the gospel.
- Today, my friend <insert name> is going to share about overcoming our fears of sharing Jesus with others.

GUEST CONTENT

1. Teaching Time (10 minutes)

→ Introduction



› Introduce yourself, who invited you to speak, and simple points about your life.

For example: *My name is Billy and I'm a ninth grader at Missionfield High School. Sally invited me to share with you today about how to overcome fear. I'd like to encourage and challenge you today.*

→ **This month, our theme is *Committed*.** It can be tempting at times to stray from the course or make small compromises that eventually rob us of seeing our mission completed. The major things we believe as Christians are essential to our message, so just a few compromises can also rob the gospel of its true meaning. I want to challenge you to stay committed to these truths as we share the gospel at school.

When it comes to defending Christianity, people will often try to challenge the basis of what you believe. We should come to expect these kinds of challenges in today's world because it is common for people to dispute any claim to ultimate truth. In other words, it should not take us by surprise. What should be our response to such a challenge? Our response should be one of graciousness, humility, respect and intellectual fortitude. **Intellectual fortitude** simply means that we have a well thought out reason for why we believe or how we know a certain thing, and this reasoning gives us confidence to share it publically. It does not mean we can dominate or bully people with our intellect, but it does mean we can answer respectfully and confidently.

Take, for example, the gospel claim that Jesus was a real person who lived thousands of years ago and died on a roman cross. This claim is implied when we share that God became flesh in the person of Jesus Christ, living a perfect life and bearing the sin of the whole world on the cross. An unbelieving person may choose to challenge this claim by simply asking, *How do you know that?* Many times, Christians will reply with a statement like this, *It says so in the Bible.* While this is not a bad statement all by itself it doesn't necessarily satisfy the person issuing the challenge. While Christians view the Bible as being entirely true, many non-Christians do not. Therefore, in order to prove that a statement is factual, you must appeal to a source that you can both accept as reliable. In this case, you would look to recorded history outside of the Bible.

The existence of Jesus as a real person who existed in history is not widely debated because we have several reliable sources outside of the Bible that back up this claim. There were two well know historians during Jesus' time who made references to him in their historical works. One of them was a Jewish historian named Josephus and the other was a Roman historian named Tacitus. In Josephus' work, *Antiquities of the Jews*, he refers to Jesus as a wise person who performed surprising deeds and won over many Jews and Greeks and was considered by many to be the messiah. His work also details the account of the crucifixion at the hands of Pontius Pilate, the claim of his resurrection, and the movement of Christ-followers that developed afterward. Tacitus also references the event of Jesus crucifixion in his work. These are not the only two historical proofs for Jesus' existence, but taken collectively, one can rest assured that Jesus was an actual person who existed because his baptism and crucifixion show up in the non-biblical pages of recorded history.

Today I want to challenge you to investigate the claims of the gospel so that you will be prepared when challenges arise. Sometimes is it the fear of being unprepared that will convince us that someone else should be sharing the gospel because we are not qualified. This is simply **NOT** true. The logical answer to this problem is to investigate these claims prepare yourself to respectfully and confidently defend your position. If you would like more resources on defending your faith, please ask our campus coach for help.

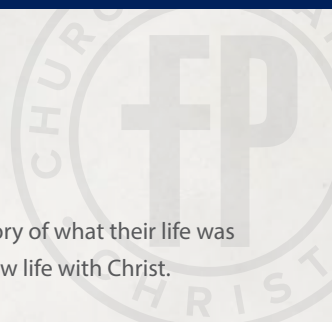
CONCLUDE

- Follow up the teaching time by thanking the guest speaker. Remind the students of next weeks meeting, Prepare Week.
- Dismiss with a closing prayer, reminding the students of the prayer points from last week as well as the prayer points below.
- Pray for your school, wisdom, protection, and for open hearts to receive the gospel.

COMMITTED

Prepare Week Leader Guide

Prepare Week: Allows Student leaders to share their story of what their life was like without Christ as opposed to the fullness of their new life with Christ.




INTRODUCTION

Beforehand Task:

- Ensure selected 3 student leaders are prepared to share their testimony with Appendix A – Your faith Story.
- (Optional) Print Appendix A – Your Faith Story (1 per student) if you want to have every student attending club working on their testimony at the same time (recommended at least once a semester).

1. Welcome Students and Pray

- Student Leader Host - Welcome to First Priority! This club is a safe place to seek and share God. This week is Prepare Week, which is where we practice sharing our personal story about how we came to know Jesus.
- Pray.
- List any reminders for the club as they begin First Priority.



2. Introduce Volunteer(s)

- Signal volunteer to join the leaders.
- Student Leader Host – This month, our theme is stay *Committed*. We are talking about what it means to be focused on living out the gospel each day, in order to truly be an example of Christ to those around us.
- Today, my friend <insert name> is going to share their story. Please listen respectfully as it takes a lot of courage to speak in front of others. At the end we are going to give some positive feedback on how well they did and also ask questions. Let's welcome them as they share.



TESTIMONY TIME

3. Share Testimonies

- › Student 1 Testimony = _____

- › Student 2 Testimony = _____

- › Student 3 Testimony = _____

- Leader Host: Thank you for sharing, <insert name>. Now lets take a minute to share some positive feedback about how they did. Also, feel free to ask them questions about their story.
- (Optional) If you are working on testimonies collectively, pass out **Appendix A – Your Faith Story** and read/explain/discuss each step.

4. Conclude

- Dismiss with a closing prayer.

COMMITTED

Engage Week Leader Guide

Engage Week: Student leaders inviting their peers to an on campus event to experience the gospel of Jesus.

INTRODUCTION

Beforehand Task:

- Ensure the student speaker is prepared to share the gospel using **Appendix B – Sample Gospel Presentation**, or another gospel presentation at <http://firstpriority.club/club-resources> and follow with invitation.
- Confirm that arrangements for food for the club have been completed and that is it ready to serve just before club opening.
- Confirm that enough response cards will be at the club ready to hand out as students enter.

1. Welcome Students and Pray

- Student Leader Host: Welcome to First Priority club! Today we are going to start with a game to get to know one another. There is food for everyone here, so please feel free to grab a bite to eat while we get started.
- Allow students to fellowship as student leaders prepare the gathering activity.



2. Activity

- Game: Lip Sync Battle
- Preparation: You will need some type of audio equipment that can play music (a decent Bluetooth speaker and an iPhone usually works pretty well) and a few optional microphone props. Student leaders make a suggested playlist and have the campus coach and faculty sponsor approve them (this is best to do on Prepare week).
- Play: Get creative with how you can arrange songs for two or three people to battle it out by lip-syncing! A student leader will act as the emcee and select volunteers. A vote should be taken at the end of each round to determine the winner. Prizes are optional.

3. Introduce Volunteer(s)

- Signal volunteer to join the leaders.
- Today, my friend <insert name> is going to share about something that is very important to him/her. Please listen respectfully as it takes a lot of courage to speak in front of others.



GOSPEL TIME

4. Gospel, Invitation, and Response Cards

- Student Leader: Share the gospel and give a personal invitation using **Appendix B Sample Gospel Presentation** or another gospel presentation at <http://firstpriority.club/club-resources>.

STUDENT RESPONSE CARD

My response to the gospel message today (please only check one):

Today, I prayed to receive Christ

I would like more information about the Gospel

I have already prayed to receive Christ before today

I am not interested

My name _____ Cell # _____

Who invited you to First Priority today? _____

The information you put on this card will be given to a student leader to follow up with you. Your information will not be stored or given to anyone else.

- After invitation prayer, call attention to the response cards and direct students to fill out their information and respond by checking the appropriate box. It may also be helpful to announce that this information is only used if follow up is requested.

Conclude

- Student Leader: Thanks you so much for coming today! Please turn in your card to <insert name of student leader> before you leave. We meet here every week at this time, so you are all invited to come back next week!

Appendix A

YOUR FAITH STORY

Your story is one of the most important tools you have been given by God to share the gospel with the world around you! Finding the power in your story will depend on how you learn to tell it. The first step to being able to tell a powerful story is to **WRITE IT DOWN**. This will give you the ability to edit the specifics and memorize. The second is to **PRACTICE OUT LOUD** with a close friend or parent so that they can give you useful feedback. The third is to **SPEND TIME IN PRAYER AND IN THE SCRIPTURE** to ask God to speak through you before you share your story publicly, because God can do more in others through you than you can do by yourself!

1. START WITH A KEYWORD

The first step in writing down your faith story is choosing what keywords describe your life before Christ. Below is a list of emotions. Circle two or three that adequately describe how you felt as a result of a problem you faced without Christ in your life. You are not limited to this list, so feel free to choose a keyword of your own! This part helps keep your story compelling and on track.

KEYWORDS

alienated	bitter	fearful	hurt	rejected
alone	confused	frustrated	insecure	uncertain
angry	depressed	guilty	lonely	unforgiving
apathetic	distrusting	heartbroken	lost	unloved
ashamed	doubtful	hopeless	prideful	worthless



2. SET UP THE BACKGROUND

Now describe the situation in which you came to face this problem and why your keyword describes the way you felt. It is more important to be honest than dramatic. This helps people to relate with your story personally and understand why we need God in our lives. If you need more space, continue on the back.

EXAMPLE: *“my parents divorced when I was younger... I blamed myself and began to feel unworthy of relationships... so I become isolated and alone because I was afraid of being rejected for being unworthy...”*

Appendix A YOUR FAITH STORY (continued)

3. SHARE HOW JESUS ENTERED YOUR STORY

Now describe how you came to know Jesus. Be sure to describe that moment (or that process) if you can with adjectives that show how meaningful and impactful it was for you. Try to describe how Jesus touched your heart, and how you responded (such as asking Him to be your Lord and Savior). This part challenges people's idea of what God is like.

EXAMPLE: *"One summer I attended church camp with my youth group and we talked about new identity in Christ and being loved as God's children. God began to speak to my heart and to my issues of unworthiness and fear of rejection. One evening I experienced the love of God and realized that Christ died for my sin, so that I could have a loving relationship with God. So I asked Him to save me and forgive me of my sin. The impact of that moment changed everything."*

4. STATE THE IMPACT OF CHRIST ON YOUR LIFE



Now describe how Christ impacted your problem and your life. Use the emotion opposite of your keyword and share how Christ either reversed your problem or is continually giving you the power to overcome. This is the part that inspires your hearers to place their hope in Christ!

EXAMPLE: *"What changed after that was my view of myself. I began to trust that God really did love me and want me to be in relationship with Him. I had once been unworthy, but now I was given worth. I was once alone, but now I see myself as wanted, loved, and together with God and His family. I was once afraid of rejection, but now I know that I am fully accepted by Him, and He is giving me the faith and the strength to overcome the attitudes of the past."*

Appendix B

SAMPLE GOSPEL PRESENTATION

Begin the presentation by sharing a short version of your testimony.

For example: *“I was raised in church. I’d never really thought of my story as being powerful, but when I think about how Christ died for me, a sinner, I am very grateful that Jesus did for me something I could not do for myself. This fact is powerful enough all by itself. I love to serve God because of all that He has done for me.”*



What Is the Gospel?

- Answer: The Father God Adopting Me.

FATHER GOD

God made all of creation. The first people in God’s creation—Adam and Eve—had a perfect relation-

ship with the Father. However, they turned away from Him and creation fell into sin and brokenness. This resulted in separation from God and the free and full life we were intended to experience. God was deeply grieved over His creation.

“The Lord saw that the wickedness of man was great in the earth ... and it grieved Him to His heart.” - Genesis 6:5-6 (ESV)

ADOPTING

God’s heart was so hurt over His creations’ brokenness that He sent His Son Jesus. God sent Jesus to pay the price (redemption) to restore our relationship back to the Father. Jesus sacrificed His own life on a cross in our place and was also raised back to life to end our alienation from God and bring us into a loving relationship that lasts forever. Only because of Jesus can we be adopted as sons and daughters of God—part of His family, along with the benefits of being His children.

“But when the fullness of time had come, God sent forth his Son, born of woman, born under the law, to redeem those who were under the law, so that we might receive adoption as sons.” - Galatians 4:4-5 (ESV)

“For all who are led by the Spirit of God are sons of God. For you did not receive the spirit of slavery to fall back into fear, but you have received the Spirit of adoption as sons, by whom we cry, “Abba! Father!” The Spirit Himself bears witness with our spirit that we are children of God.” - Romans 8:14-16 (ESV)

Appendix B SAMPLE GOSPEL PRESENTATION (continued)

ME

You and I were born into the same experience, the inevitable realization that something is not right with the world or us. We discover that we are alienated, alone, and missing out on real life. Life without a relationship with God is a broken existence. The good news is that it can be restored by making the decision to follow Jesus and placing our trust in Him. Once this happens, we have a relationship with God and His family (fellow believers who follow Him)—a true belonging quite possibly for the first time. You, too, have the opportunity to follow Him and place your trust in Him to receive a loving relationship that lasts forever.

"Yet to all who received Him, to those who believed in His name, He gave the right to become children of God." - John 1:12 (ESV)

HOW TO RECEIVE CHRIST AS SAVIOR

1. Confess your need (I am broken and in sin)
2. Change your direction in life, knowing that God's way of living is better than our way living
3. Believe that Jesus Christ died for you on the cross and was raised to life to redeem you and restore your relationship to God
4. Receive through prayer the free gift of salvation and begin your journey as part of the family of God.

WHAT TO PRAY

Father God,


I know that I am broken and I need your forgiveness. Jesus, I believe you died and were raised to life to redeem me. I want to turn away from my old life and toward a completely new life with You in your family. Right now I put my trust in you and invite you to come into my life and change it. In Jesus' name, Amen.



FIRST PRIORITY

is a campus evangelism strategy implemented by the local church.

MISSION: To Unite The Local Body of Christ With
A Plan of Action To Influence The Schools With the Gospel



FIRST PRIORITY BUILDS NETWORKS OF SUPPORT



Students “The Players In the Game” Taking The Love & Message of Jesus Christ As Missionaries To Their School.



Parents “The Fans In The Stands” Praying For, Supporting & Discipling Their Children.



Churches “The Coaches On The Sidelines” Equipping, Encouraging and Empowering Students.



Educators “The Referees Of The Game” Providing Guidance and Direction.



Business / Community Leaders “The Owners Of The Team” Investing Leadership, Mentoring and Resources In Their Community.




“First Priority is the most innovative way to reach a city for Christ. It unites our local churches together as one to make a difference.”

– Dr. Jay Strack, President of Student Leadership University

First Priority is Intentional, Innovative and Biblical

- The First Priority Campus Evangelism Strategy (*Mark 2*)
- Uniting Local Churches In Communities (*John 17*)
- Building Essential Networks of Support (*1 Corinthians 12*)
- Mobilization of Youth Leaders (*2 Timothy 2*)
- Equipping, Encouraging And Empowering Student Leaders (*1 Timothy 4*)
- Student Led & Initiated Evangelism Clubs (*Romans 10*)



31

Networks

2605

Student Led
Clubs

2500

Youth Leaders
Networked

7715

Commitments
To Christ



The above data reflects the 2014 - 2015 school year

"I endorse First Priority. They know what's going on and they are training America's youth leaders and our youth, empowering them to change the very fabric of this next generation and restoring "hope" to America's future."

– Josh McDowell, Author and Speaker



We believe in the impossible:
THE HOPE OF CHRIST
IN EVERY STUDENT
at your school.

© 2016 The information found in this and other guides provided by First Priority of America, Inc. are the property of (FPOA) and require a covenant relationship with (FPOA) to use the content, name, and logo(s). For more information about starting a First Priority movement in your community, contact (FPOA) at one of the locations below:



First Priority of America
115 Penn Warren Drive Suite 300-205
Nashville, TN 37027
888-808-FPOA (3762)

 /fpofamerica

 /fpofamerica

 /fpofamerica

 www.firstpriority.club