

HUMILITY

# HOPE

# WEEKLY GUIDE

MONTH 9, VOLUME 2





## Who's going to be there?



Dr. Jay Strack



Brent Crowe,  
Ph.D.



Jeff Wallace



Brad  
Lomenick



Donnie Smith



Sean  
McDowell, Ph.D.



D.A. Horton



Pat Williams

## SLU 101

Shape your students' future through the ultimate experience at SLU 101! Your students will begin their leadership journey by understanding that Leadership Begins at the Feet of Jesus. From behind the scenes at SeaWorld to world-class speakers in exclusive learning environments, SLU 101 teaches your students the practical, relational, and life skills to change the way they think, dream, and lead!

## VISIT

- Sea World
- Universal Studios (Orlando Only)
- Islands of Adventure (Orlando Only)
- Six Flags Fiesta Texas (San Antonio Only)
- San Diego Wild Adventure Park (SD Only)

## EXPERIENCE

- All-inclusive 4 day/3 night stay in a business hotel
- Exclusive behind the scenes experiences at SeaWorld
- Leadership sessions from world-class communicators
- Worldview development from leading christian apologists
- An afternoon of roller coasters at renowned theme parks
- Business leadership lessons from top level executives
- Devotional insights from leading thinkers

*Register Today at [slulead.com](http://slulead.com)*

# HUMILITY

## Help Week Leader Guide

**Help Week:** A time for student leaders to equip their peers with a leadership point, as they plan and pray for the month of campus ministry ahead.

### INTRODUCTION

Beforehand Task: Select one student to lead this month's Help Week.

#### 1. Welcome Students and Pray

- Student Leader Host - Welcome to First Priority! This club is a safe place to seek and grow in God. This week is Help Week, which is where we engage a leadership discussion that will help us grow in our ability to share the gospel. This month we are discussing what it means to have *humility* and the impact it has in sharing the gospel of Jesus Christ.
- Opening Prayer - List off any reminders for the club as they begin First Priority.

#### 2. Introduce Student Leading Discussion

- Today, my friend <insert name> is going to share about what it means to have *humility*.



## LEADERSHIP DISCUSSION – Egos Need Not Apply

By Michael Youssef, Ph.D.



Ronald Reagan is attributed to have once said, ***“There is no limit to the amount of good you can do if you don’t care who gets the credit.”*** Reagan was right. Just imagine what your school band, soccer team, or cheerleading squad could accomplish if everyone put their ego aside and focused on the important tasks at hand.

Colossians 3:23 says, ***“Whatever you do, work at it with all your heart, as working for the Lord, not for human masters.”*** When we, as Jesus’ followers, understand this important truth, it frees us from seeking the praise of other people. After all, we’re not really working for them anyway. Just like the bumper sticker says, our boss really is a Jewish Carpenter - no less than the King of the universe!



Working for Jesus also frees us to recognize the work of other people with reckless abandon. There’s no need to compete, to put others down, or to steal the contributions of those around us. God watches, God knows the work you’ve done, and He is the most gracious boss you’ve ever had!

No matter where we lead - we are serving Jesus Christ. If we seek glory and applause from other people, we will not receive glory and approval from God. Performing to win praise from others is performing for the wrong motives.

## HUMILITY Help Week Leader Guide (continued)

Does it bother you when your work is not recognized? Does it annoy you when others get the credit for what you do? Jesus led without any expectation of recognition. If you truly wish to lead by the leadership style of Jesus, then you must check your ego at the door.

Do you work as if for the Lord? What are some ways that you can actively submit your life and leadership responsibilities to Him?

**Prayer: Lord, I praise You for the work You've generously given. I pray that You would bless the work of my hands as I seek to work with excellence. May Your Holy Spirit recall to my mind Colossians 3:23 when I am tempted to give less than my best. I pray in the name of Jesus. Amen.**

**"It is God who judges: He brings one down, he exalts another" (Psalm 75:7).**

*© Leading The Way with Dr. Michael Youssef, Inc. | All rights reserved.*



# PLANNING GUIDE

## Help Week:

Host:

Leadership speaker:

Behind the scenes organizer:

## Overcome week:

Host:

Leadership speaker:

Behind the scenes organizer:

## Prepare week:

Host:

Faith story 1:

Faith story 2: (optional)

Faith story 3: (optional)

Behind the scenes organizer:

## Engage week:

Host:

Activity Leader:

Gospel speaker:

Behind the scenes organizer:

**Host:** Welcomes, opens in prayer, introduces the week, introduces the speaker, makes announcements, talks through response cards, thanks everyone, and dismisses.

**Behind the scenes organizer:** Makes necessary arrangements for (but doesn't do it all him/herself) greeters (who also hand out response cards), food, decor, printing, music.

# HUMILITY

## Overcome Week Leader Guide

**Overcome:** It takes courage to stand out from the crowd. In today's culture, relativism is the norm, and absolute truth is the minority. This will be a training on the difference between the two, as well as a challenge to courageously dare to be different and follow Jesus without compromise.



### INTRODUCTION

Beforehand Task: Select one volunteer to share from the Overcome Week Leader Guide.

#### 1. Welcome Students and Pray

- Student Leader Host – Welcome to First Priority! This club is a safe place to seek and share God. This week is Overcome Week, which is where we work together in learning about how to overcome our fears of sharing the gospel.
- Pray.
- List any reminders for the club as they begin First Priority.

#### 2. Introduce Volunteer

- Signal volunteer to join the leaders.
- Student Leader Host – This month we are discussing what it means to have *humility* and the impact it has in sharing the gospel.
- Today, my friend <insert name> is going to share about overcoming our fears of sharing Jesus with others.

## GUEST CONTENT

### 1. Teaching Time (10 minutes)

#### → Introduction



➤ Introduce yourself, who invited you to speak, and simple points about your life.

**For example:** *My name is Billy and I'm a ninth grader at Missionfield High School. Sally invited me to share with you today about how to overcome obstacles to the gospel.*

→ **This month, our theme is "Humility."** Last week we talked about the importance of humility as it gives others a reason to trust our leadership. Today I'd like to talk about the power that humility gives our message as Christians.

Have you ever seen a mountain range in person? The Grand Canyon? Maybe a building or landmark that is famous for its enormity (*let students share what places like this that they have visited*)? You probably know from experience that when you see a sight like this, you feel quite small - maybe even insignificant. Suddenly, you gain a new perspective on how big the world really is and how small of a space you occupy in it. You might say it is hard not to be humbled by an experience like that.

Philippians 2:3-11 gives us an accurate definition of what humility is all about. Would someone like to read this passage? (*let someone read it aloud*)

**Jesus gave us the best example of humility.** This passage tells us that Jesus' attitude was one of serving others, even though He was in fact the one deserving of service! Think about it – God the Son, creator of the universe, stepping down from His glory and majesty in Heaven to become human like you and me. And to take it a step further, He gave us an example of not living as a king, but as a servant! In fact, He died on the cross to serve the will of the Father, and to save you and me! What is so amazing is that because Jesus acted this way, it shows us how the Father also acts – selflessly. Was Jesus confident that He knew the truth? Yes, or course. Did he have the right to announce how correct He was and how wrong everyone else was? You bet. Did He use His position and power as God to enforce His will on people, to make sure they knew exactly who He was, and to guarantee that they would serve Him? Never. Why? Because God has a selfless and humble attitude.



## HUMILITY Overcome Week Leader Guide (continued)

**Humility considers the needs of others before its own.** Because we follow God – who is selfless - we should also follow His example and consider others before ourselves. Perhaps it is true that we live in a “look out for number one” society, but being a Christian means that we act in ways that seems strange to the world. One of those ways is humility. This isn’t the type of humility that takes a selfie every time it does a good deed, but the type that always serves others, even when no one will ever find out. You may never get rewarded for your humility, but God always sees and is pleased when His children act as He does.

**Humility lifts others up rather than lifting itself up.** When we intentionally share the truth of the gospel with others, it can be tempting to look down on others for their views or to talk about ourselves the entire time. If we are humble, however, we won’t get too caught up in measuring ourselves against the other person, because we will be interested in them and their viewpoint without feeling threatened. When you talk with others, simply ask yourself the question, “Am making this person feel special, or trying to get them to make me feel special?”

**Humility is required for true credibility.** In today’s world, some may think that humility is weakness. Many leaders throughout history who are remembered for both their accomplishments and their character were also humble. The truth is, there is much to respect in a person who has the power to get their way in the world at the expense of others, but instead continually chooses the path of humility. If we want the gospel message we share to be credible, we must back it up with the way we live our lives. We must not think of ourselves as bigger or better than others because this attitude gets in the way of the gospel. I challenge you this week to look to the needs of others before your own and lift them up. This action alone can prepare a person to receive the truth about Jesus.

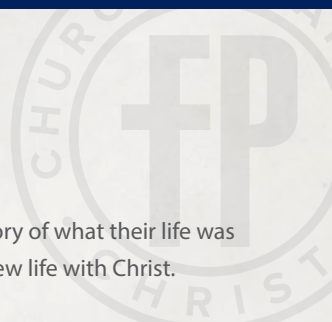
### CONCLUDE

- Follow up the teaching time by thanking the guest speaker. Remind the students of next week’s meeting, Prepare Week.
- Dismiss with a closing prayer, reminding the students of the prayer points from last week, as well as the prayer points below.
- Pray for your school, wisdom, protection, and for open hearts to receive the gospel.

# HUMILITY

## Prepare Week Leader Guide

**Prepare Week:** Allows Student leaders to share their story of what their life was like without Christ, as opposed to the fullness of their new life with Christ.



### INTRODUCTION

Beforehand Task:

- Ensure selected 3 student leaders are prepared to share their testimony with Appendix A – Your Faith Story.
- (Optional) Print Appendix A – Your Faith Story (1 per student) if you want to have every student attending club working on their testimony at the same time (recommended at least once a semester).

### 1. Welcome Students and Pray

- Student Leader Host - Welcome to First Priority! This club is a safe place to seek and share God. This week is Prepare Week, which is where we practice sharing our personal story about how we came to know Jesus.
- Pray.
- List any reminders for the club as they begin First Priority.

## HUMILITY Prepare Week Leader Guide (continued)

### 2. Introduce Volunteer(s)

- Signal volunteer to join the leaders.
- Student Leader Host – This month we are discussing what it means to have *humility* and the impact it has in sharing the gospel.
- Today, my friend <insert name> is going to share their story. Please listen respectfully, as it takes a lot of courage to speak in front of others. At the end, we are going to give some positive feedback on how well they did and also ask questions. Let's welcome them as they share.



### TESTIMONY TIME

#### 3. Share Testimonies

- › Student 1 Testimony = \_\_\_\_\_  
\_\_\_\_\_
- › Student 2 Testimony = \_\_\_\_\_  
\_\_\_\_\_
- › Student 3 Testimony = \_\_\_\_\_  
\_\_\_\_\_

- Leader Host: Thank you for sharing, <insert name>. Now lets take a minute to share some positive feedback about how they did. Also, feel free to ask them questions about their story.
- (Optional) If you are working on testimonies collectively, pass out **Appendix A – Your Faith Story** and read/explain/discuss each step.

#### 4. Conclude

- Dismiss with a closing prayer.

# HUMILITY

## Engage Week Leader Guide

**Engage Week:** Student leaders inviting their peers to an on campus event to experience the gospel of Jesus.

### INTRODUCTION

Beforehand Task:

- Ensure the student speaker is prepared to share the gospel using **Appendix B – Sample Gospel Presentation**, or another gospel presentation at <http://firstpriority.club/club-resources> and follow with invitation.
- Confirm that arrangements for food for the club have been completed and that it is ready to serve just before club opening.
- Confirm that enough response cards will be at the club ready to hand out as students enter.

### 1. Welcome Students and Pray

- Student Leader Host: Welcome to First Priority club! Today we are going to start with a game to get to know one another. There is food for everyone here, so please feel free to grab a bite to eat while we get started.
- Allow students to fellowship as student leaders prepare the gathering activity.



### 2. Activity

- Game: Find Someone Who
- Preparation: Print a list for each student to be handed to them as they enter the meeting space.
- Play: This game is a race to see who can achieve one of two things: Be the first person to receive a certain number of points or the person with the most points when time is called (this will be determined by how many people you are expecting and how much time your club meeting will have). Each list is designed to get people talking, introducing themselves, and learning new things about each other. It can be a small piece of paper with 10 to 30 places, experiences, or other qualifications. If a they find someone who qualifies for that thing, they must ask them to sign their initials beside that item on the list. Each signature or initials counts as a point, even if the same person signed beside multiple things on the list. The Engage week host or game leader will announce when the game begins, ends, and will also determine who is the winner of the game based on which version they have chosen to play. Prizes optional.
- **The following could be some examples for your list:**
  1. Someone who has been to the Grand Canyon
  2. Someone who prefers almond butter to peanut butter
  3. Someone who roots for a particular sports team (you decide)
  4. Someone who has been on an airplane in the last 12 months
  5. Someone who reads comics
  6. Someone who knows at least 4 letters of the greek alphabet
  7. Someone who has been skiing
  8. Someone who is wearing red.
  9. Someone who still owns a teddy bear.

### 3. Introduce Volunteer(s)

- Signal volunteer to join the leaders.
- Today, my friend <insert name> is going to share about something that is very important to him/her. Please listen respectfully, as it takes a lot of courage to speak in front of others.

**GOSPEL TIME**

**4. Gospel, Invitation, and Response Cards**

- Student Leader: Share the gospel and give a personal invitation using **Appendix B Sample Gospel Presentation** or another gospel presentation at <http://firstpriority.club/club-resources>.
- After invitation prayer, call attention to the response cards and direct students to fill out their information and respond by checking the appropriate box. It may also be helpful to announce that this information is only used if follow up is requested.

**Conclude**

- Student Leader: Thank you so much for coming today! Please turn in your card to <insert name of student leader> before you leave. We meet here every week at this time, so you are all invited to come back next week!



# Appendix A

## YOUR FAITH STORY

Your story is one of the most important tools you have been given by God to share the gospel with the world around you! Finding the power in your story will depend on how you learn to tell it. The first step to being able to tell a powerful story is to **WRITE IT DOWN**. This will give you the ability to edit the specifics and memorize. The second is to **PRACTICE OUT LOUD** with a close friend or parent so that they can give you useful feedback. The third is to **SPEND TIME IN PRAYER AND IN THE SCRIPTURE** to ask God to speak through you before you share your story publically, because God can do more in others through you than you can do by yourself!

### 1. START WITH A KEYWORD

The first step in writing down your faith story is choosing what keywords describe your life before Christ. Below is a list of emotions. Circle two or three that adequately describe how you felt as a result of a problem you faced without Christ in your life. You are not limited to this list, so feel free to chose a keyword of your own! This part helps keep your story compelling and on track.

#### KEYWORDS

alienated	bitter	fearful	hurt	rejected
alone	confused	frustrated	insecure	uncertain
angry	depressed	guilty	lonely	unforgiving
apathetic	distrusting	heartbroken	lost	unloved
ashamed	doubtful	hopeless	prideful	worthless



### 2. SET UP THE BACKGROUND

Now describe the situation in which you came to face this problem and why your keyword describes the way you felt. It is more important to be honest than dramatic. This helps people to relate with your story personally and understand why we need God in our lives. If you need more space, continue on the back.

**EXAMPLE:** *"My parents divorced when I was younger... I blamed myself and began to feel unworthy of relationships... so I become isolated and alone because I was afraid of being rejected for being unworthy..."*

## Appendix A YOUR FAITH STORY (continued)

### 3. SHARE HOW JESUS ENTERED YOUR STORY

Now describe how you came to know Jesus. Be sure to describe that moment (or that process) if you can with adjectives that show how meaningful and impactful it was for you. Try to describe how Jesus touched your heart, and how you responded (such as asking Him to be your Lord and Savior). This part challenges people's idea of what God is like.

**EXAMPLE:** *"One summer I attended church camp with my youth group and we talked about new identity in Christ and being loved as God's children. God began to speak to my heart and to my issues of unworthiness and fear of rejection. One evening I experienced the love of God and realized that Christ died for my sin, so that I could have a loving relationship with God. So I asked Him to save me and forgive me of my sin. The impact of that moment changed everything."*

### 4. STATE THE IMPACT OF CHRIST ON YOUR LIFE



Now describe how Christ impacted your problem and your life. Use the emotion opposite of your keyword and share how Christ either reversed your problem or is continually giving you the power to overcome. This is the part that inspires your hearers to place their hope in Christ!

**EXAMPLE:** *"What changed after that was my view of myself. I began to trust that God really did love me and want me to be in relationship with Him. I had once been unworthy, but now I was given worth. I was once alone, but now I see myself as wanted, loved, and together with God and His family. I was once afraid of rejection, but now I know that I am fully accepted by Him, and He is giving me the faith and the strength to overcome the attitudes of the past."*



## Appendix B

# SAMPLE GOSPEL PRESENTATION

**Begin the presentation by sharing a short version of your testimony.**

**For example:** *“I was raised in church. I’d never really thought of my story as being powerful, but when I think about how Christ died for me, a sinner, I am very grateful that Jesus did for me something I could not do for myself. This fact is powerful enough all by itself. I love to serve God because of all that He has done for me.”*



### What Is the Gospel?

- Answer: The Father God Adopting Me.

### FATHER GOD

God made all of creation. The first people in God’s creation—Adam and Eve—had a perfect relation-

ship with the Father. However, they turned away from Him and creation fell into sin and brokenness. This resulted in separation from God and the free and full life we were intended to experience. God was deeply grieved over His creation.

*“The Lord saw that the wickedness of man was great in the earth ... and it grieved Him to His heart.” - Genesis 6:5-6 (ESV)*

### ADOPTING

God’s heart was so hurt over His creations’ brokenness that He sent His Son Jesus. God sent Jesus to pay the price (redemption) to restore our relationship back to the Father. Jesus sacrificed His own life on a cross in our place and was also raised back to life to end our alienation from God and bring us into a loving relationship that lasts forever. Only because of Jesus can we be adopted as sons and daughters of God—part of His family, along with the benefits of being His children.

*“But when the fullness of time had come, God sent forth his Son, born of woman, born under the law, to redeem those who were under the law, so that we might receive adoption as sons.” - Galatians 4:4-5 (ESV)*

*“For all who are led by the Spirit of God are sons of God. For you did not receive the spirit of slavery to fall back into fear, but you have received the Spirit of adoption as sons, by whom we cry, “Abba! Father!” The Spirit Himself bears witness with our spirit that we are children of God.” - Romans 8:14-16 (ESV)*

## Appendix B SAMPLE GOSPEL PRESENTATION (continued)

### ME

You and I were born into the same experience, the inevitable realization that something is not right with the world or us. We discover that we are alienated, alone, and missing out on real life. Life without a relationship with God is a broken existence. The good news is that it can be restored by making the decision to follow Jesus and placing our trust in Him. Once this happens, we have a relationship with God and His family (fellow believers who follow Him)—a true belonging quite possibly for the first time. You, too, have the opportunity to follow Him and place your trust in Him to receive a loving relationship that lasts forever.

*“Yet to all who received Him, to those who believed in His name, He gave the right to become children of God.” - John 1:12 (ESV)*

### HOW TO RECEIVE CHRIST AS SAVIOR

1. Confess your need (I am broken and in sin)
2. Change your direction in life, knowing that God’s way of living is better than our way living
3. Believe that Jesus Christ died for you on the cross and was raised to life to redeem you and restore your relationship to God
4. Receive through prayer the free gift of salvation and begin your journey as part of the family of God.

### WHAT TO PRAY

Father God,


I know that I am broken, and I need your forgiveness. Jesus, I believe you died and were raised to life to redeem me. I want to turn away from my old life and toward a completely new life with You in your family. Right now I put my trust in you and invite you to come into my life and change it. In Jesus’ name, Amen.



# FIRST PRIORITY

is a campus evangelism strategy implemented by the local church.


**MISSION:** To Unite The Local Body of Christ With  
A Plan of Action To Influence The Schools With the Gospel



## FIRST PRIORITY BUILDS NETWORKS OF SUPPORT



**Students “The Players In the Game”** Taking The Love & Message of Jesus Christ As Missionaries To Their School.



**Parents “The Fans In The Stands”** Praying For, Supporting & Discipling Their Children.



**Churches “The Coaches On The Sidelines”** Equipping, Encouraging and Empowering Students.



**Educators “The Referees Of The Game”** Providing Guidance and Direction.



**Business / Community Leaders “The Owners Of The Team”** Investing Leadership, Mentoring and Resources In Their Community.



*“First Priority is the most innovative way to reach a city for Christ. It unites our local churches together as one to make a difference.”*

– Dr. Jay Strack, President of Student Leadership University

**We believe in the impossible:**  
**THE HOPE OF CHRIST**  
**IN EVERY STUDENT**  
**at your school.**

© 2017 The information found in this and other guides provided by First Priority of America, Inc. are the property of (FPOA) and require a covenant relationship with (FPOA) to use the content, name, and logo(s). For more information about starting a First Priority movement in your community, contact (FPOA) at one of the locations below:



First Priority of America  
115 Penn Warren Drive Suite 300-205  
Nashville, TN 37027  
888-808-FPOA (3762)

 /fpofamerica

 /fpofamerica

 /fpofamerica

 [www.firstpriority.club](http://www.firstpriority.club)