

S E R V E

HOPE

WEEKLY GUIDE

MONTH 4, VOLUME 2



THE INSPIRING TRUE STORY OF
RACHEL JOY SCOTT
& COLUMBINE HIGH SCHOOL



*Im Not
Ashamed*

IN THEATERS October 21



FIRST PRIORITY

SERVE

Help Week Leader Guide

Help Week: A time for student leaders to equip their peers with a leadership point, as they plan and pray for the month of campus ministry ahead.

INTRODUCTION

Beforehand Task: Select one student to lead this month's Help Week.

1. Welcome Students and Pray

- Student Leader Host - Welcome to First Priority! This club is a safe place to seek and grow in God. This week is Help Week, which is where we engage a leadership discussion that will help us grow in our ability to share the gospel. This month we are focusing on what it means to *Serve* for the sake of the gospel of Jesus Christ.
- Opening Prayer - List off any reminders for the club as they begin First Priority.

2. Introduce Student Leading Discussion

- Today, my friend <insert name> is going to share about what it means to *Serve*.



LEADERSHIP DISCUSSION – Action is Required

There is an interesting video that has circulated through social media in 2016. It is called “Man Gives Cold Homeless Man his Shirt on NYC Subway”. Before you enter into today’s leadership discussion, I encourage you to take 3 minutes to play this video: https://youtu.be/GY_MTehXT1c



The video is taken as a 23-year-old construction worker is riding the subway home and encounters a man who is shirtless and presumed homeless. As the young man observes what is happening around him, the man’s odor from being homeless hits him right in the face.

The young man notices that there are multiple seats that are empty around the man. The homeless gentlemen is obviously cold as the subway line is below 45 degrees that afternoon and he is shivering. The young man is unsure, but assumes this gentleman has some mental disabilities that could prove dangerous if he were to approach him. So, he sits within feet of a man who is cold, alone and smells fairly terrible. With all of this information in hand, the young man does both a profound and kind thing. He serves the homeless man by giving him his shirt and hat. Then, he speaks to him for a few minutes. Now think for a moment. What decisions did that young man have before him? Was he nervous, probably? Would that man not understand he was trying to help, maybe? Would that man be able to communicate his gratitude for his help, most likely not? And, yet he chose to serve.

Each of us face moments like the young man. We walk up to an unexpected situation and we take in a lot of information quickly. We are then faced with a dilemma: Do we act? Do we wait? There is great wisdom in knowing when to act. However, in a world that focuses so much on ourselves, there is a great leadership lesson in learning to see every person as a child of God and choosing to serve.

There is great wisdom in knowing when to act. However, in a world that focuses so much on ourselves, there is a great leadership lesson in learning to see every person as a child of God and choosing to serve.

The scriptures say it this way in James 4, *Faith by itself is not enough. Unless it produces good deeds, it is dead and useless.* NLT. The scriptures are clear. You cannot just hear something and say you believe it. You must respond to what you have heard and take action for there to truly be belief.

SERVE Help Week Leader Guide (continued)

So, the real question is: Where does that take you today? Whether in your own home or out at the grocery store, the Lord has prepared moments for you to serve. Not so that your acts can end up on YouTube and you get 15 minutes of fame; instead, for your faith in Christ to prove alive and useful. What does your life look like if you were to put down the need to satisfy yourself and took the opportunities that arise around you to serve? Reality is, without even realizing it, you will change the world for good, just choosing to serve.

As you enter into planning the three weeks ahead, remember to choose to Serve for the sake of those around you and the Gospel of Jesus.



Plan

Take 8 minutes to ensure that Overcome and Prepare weeks have been reviewed and that students are in place to host, lead and share during those weeks. Also, take 7 minutes to discuss how your campus club is going to use Engage week to invite students to your Gospel club that week.

Pray

For your peers — especially for those whom you have been given influence. Pray for the lost – that they may experience the incredible love of the Father. Pray for your school — administrators, teachers and fellow Christian student leaders to have courage.

PLANNING GUIDE

Help Week:

Host:

Leadership speaker:

Behind the scenes organizer:

Overcome week:

Host:

Leadership speaker:

Behind the scenes organizer:

Prepare week:

Host:

Faith story 1:

Faith story 2: (optional)

Faith story 3: (optional)

Behind the scenes organizer:

Engage week:

Host:

Activity Leader:

Gospel speaker:

Behind the scenes organizer:

Host - welcomes, opens in prayer, introduces the week, introduces the speaker, makes announcements, talks through response cards, thanks everyone, and dismisses.

Behind the scenes organizer: makes necessary arrangements for (but doesn't do it all him/herself) greeters (who also hand out response cards), food, decor, printing, music.

SERVE

Overcome Week Leader Guide

Overcome: It takes courage to stand out from the crowd. In today's culture, relativism is the norm, and absolute truth is the minority. This will be a training on the difference between the two, as well as, a challenge to courageously dare to be different and follow Jesus without compromise.



INTRODUCTION

Beforehand Task: Select one volunteer to share from the Overcome Week Leader Guide.

1. Welcome Students and Pray

- Student Leader Host – Welcome to First Priority! This club is a safe place to seek and share God. This week is Overcome Week, which is where we work together in learning about how to overcome our fears of sharing the gospel.
- Pray.
- List any reminders for the club as they begin First Priority.

2. Introduce Volunteer

- Signal volunteer to join the leaders.
- Student Leader Host – This month we are discussing the importance of serving others as we engage our school with the gospel.
- Today, my friend <insert name> is going to share about overcoming our fears of sharing Jesus with others.

GUEST CONTENT

1. Teaching Time (5 minutes)

→ Introduction



› Introduce yourself, who invited you to speak, and simple points about your life.

For example: *My name is Billy and I'm a ninth grader at Missionfield High School. Sally invited me to share with you today about how to overcome fear. I'd like to encourage and challenge you today.*

→ **This month, our theme is Serve.** We are talking about getting out of our comfort zone and looking to the needs of others in order to follow the example of Christ. Today, I'd like to share with you about how serving others can eventually lead to fulfilling their greatest need: Coming to know the ultimate Savior: Jesus Christ.

Jesus said in Matthew 22:37- 40, *You must love the Lord your God with all your heart, all your soul, and all your mind. This is the first and greatest commandment. A second is equally important: Love your neighbor as yourself.*“(NLT)

God loves people. In fact, what interests Him most is not our talent, popularity, resources, or even capacity to accomplish big things. What He is most interested in is our relationship with Him and our relationships with others. Doing an act of service is a nice gesture when done occasionally, but Jesus constantly looked for opportunities to meet physical and spiritual needs. In order to really follow Jesus and see a real impact on people in our school, we must not simply *serve*, but instead become *servants*. **Part of the reason this does not come naturally to us is because we aren't very aware of our surroundings. Our focus is mostly on ourselves. The other reason we do not live and think this way is because we do not view people as God does.** If we view people outside our own friend group as something to tolerate or avoid or if we view sharing Christ with them as a chore or obligation instead of a privilege, we will never really be effective. Instead, we should see evangelism and servant-hood as an adventure that leads to an incredible destination and reward if God would give us favor with these people. Perhaps that person will see that we are different and want to know why. Perhaps that person will ask why and we will share the gospel. And perhaps that person will eventually respond to the gospel by repenting and turning to God, and then perhaps they will go and share Jesus' love with others. Do you love people? Do you love people so much that you want to connect them with the God whom you love more than anything? If you do, you will want to meet needs just as Jesus did. A life of service is one of the most powerful testimonies of all.

SERVE Overcome Week Leader Guide (continued)

For this to happen, you have to make a conscious decision every day to have a positive and victorious attitude, not only for yourself, but also for those around you. Getting through the day might normally be grueling, but not if you see potential and opportunity around you. Take, for example, picking up garbage. Maybe it isn't your job. Maybe no one asked you to do it. You might even feel that it is completely beneath you. If you view it this way, you probably won't be enthusiastic about picking up trash. However, if you see it as restoring dignity to a place where people go to school – people that God really loves, by the way, then you might realize that this could be an important task for a Jesus follower. You are demonstrating the love of God, and this demonstration is far more powerful than you may realize. How often do you ask yourself, How can I be a blessing? It doesn't take a person of extraordinary ability to change their school. It takes a person who cares, is determined and is willing. If this attitude is contagious, others will come alongside you to help. I challenge you today to make serving a priority and a privilege, and find out for yourself if God will use this to give you favor with people.

2. Discussion Questions

1. How can being a servant to others help me overcome fear of living out my faith at school?
2. What effect does servant-hood (or lack thereof) have on my words to others when verbally sharing the gospel? How does it change their understanding of what I am saying?
3. What kind of needs did Jesus encounter and how specifically did He respond to these needs? What do you think were His underlying motivations?

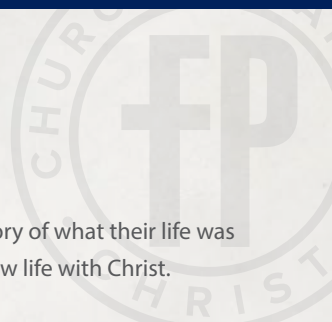
CONCLUDE

- Follow up the teaching time by thanking the guest speaker. Remind the students of next weeks meeting, Prepare Week.
- Dismiss with a closing prayer, reminding the students of the prayer points from last week as well as the prayer points below.
- Pray for your school, wisdom, protection, and for open hearts to receive the gospel.

SERVE

Prepare Week Leader Guide

Prepare Week: Allows Student leaders to share their story of what their life was like without Christ as opposed to the fullness of their new life with Christ.



INTRODUCTION

Beforehand Task:

- Ensure selected 3 student leaders are prepared to share their testimony with Appendix A – Your faith Story.
- (Optional) Print Appendix A – Your Faith Story (1 per student) if you want to have every student attending club working on their testimony at the same time (recommended at least once a semester).

1. Welcome Students and Pray

- Student Leader Host - Welcome to First Priority! This club is a safe place to seek and share God. This week is Prepare Week, which is where we practice sharing our personal story about how we came to know Jesus.
- Pray.
- List any reminders for the club as they begin First Priority.

SERVE Prepare Week Leader Guide (continued)

2. Introduce Volunteer(s)

- Signal volunteer to join the leaders.
- Student Leader Host – This month, our theme is Serve We are talking about getting out of our comfort zone and looking to the needs of others in order to follow the example of Christ.
- Today, my friend <insert name> is going to share their story. Please listen respectfully as it takes a lot of courage to speak in front of others. At the end we are going to give some positive feedback on how well they did and also ask questions. Let's welcome them as they share.



TESTIMONY TIME

3. Share Testimonies

- › Student 1 Testimony = _____

- › Student 2 Testimony = _____

- › Student 3 Testimony = _____

- Leader Host: Thank you for sharing, <insert name>. Now lets take a minute to share some positive feedback about how they did. Also, feel free to ask them questions about their story.
- (Optional) If you are working on testimonies collectively, pass out **Appendix A – Your Faith Story** and read/explain/discuss each step.

4. Conclude

- Dismiss with a closing prayer.

SERVE

Engage Week Leader Guide

Engage Week: Student leaders inviting their peers to an on campus event to experience the gospel of Jesus.

INTRODUCTION

Beforehand Task:

- Ensure the student speaker is prepared to share the gospel using **Appendix B – Sample Gospel Presentation**, or another gospel presentation at <http://firstpriority.club/club-resources> and follow with invitation.
- Confirm that arrangements for food for the club have been completed and that it is ready to serve just before club opening.
- Confirm that enough response cards will be at the club ready to hand out as students enter.

1. Welcome Students and Pray

- Student Leader Host: Welcome to First Priority club! Today we are going to start with a game to get to know one another. There is food for everyone here, so please feel free to grab a bite to eat while we get started.
- Allow students to fellowship as student leaders prepare the gathering activity.



2. Activity

- Game: Draw It
- Preparation: Three notebooks, three black markers (not permanent) and a timer. Three volunteers are selected to come up front to have a drawing contest. When the game leader begins the first round, he or she shows all three artists a word that they must draw a picture of. This will be kept secret from the crowd. They will have 90 seconds to draw the picture. When time is called, they must stop drawing and show them to the club, after which the club will try to guess the word. After this, the word will be revealed and a vote will be taken in regard to who drew the best picture. The winner is the artist with the most votes.
- Some things that can be drawn are:

- | | | |
|-------------|-------------------|-----------------------------|
| ✓ A Horse | ✓ A Car Dashboard | ✓ A Phone Charger |
| ✓ A Pirate | ✓ A Guitar | ✓ French Fries |
| ✓ A Turkey | Breakfast | ✓ One of our Campus Coaches |
| ✓ The Beach | ✓ A Submarine | |

3. Introduce Volunteer(s)

- Signal volunteer to join the leaders.
- Today, my friend <insert name> is going to share about something that is very important to him/her. Please listen respectfully as it takes a lot of courage to speak in front of others.



GOSPEL TIME

4. Gospel, Invitation, and Response Cards

- Student Leader: Share the gospel and give a personal invitation using **Appendix B Sample Gospel Presentation** or another gospel presentation at <http://firstpriority.club/club-resources>.

STUDENT RESPONSE CARD

My response to the gospel message today (please only check one):

- Today, I prayed to receive Christ
- I would like more information about the Gospel
- I have already prayed to receive Christ before today
- I am not interested

My name _____ Cell # _____

Who invited you to First Priority today? _____

The information you put on this card will be given to a student leader to follow up with you. Your information will not be stored or given to anyone else.

- After invitation prayer, call attention to the response cards and direct students to fill out their information and respond by checking the appropriate box. It may also be helpful to announce that this information is only used if follow up is requested.

Conclude

- Student Leader: Thanks you so much for coming today! Please turn in your card to <insert name of student leader> before you leave. We meet here every week at this time, so you are all invited to come back next week!

Appendix A

YOUR FAITH STORY

Your story is one of the most important tools you have been given by God to share the gospel with the world around you! Finding the power in your story will depend on how you learn to tell it. The first step to being able to tell a powerful story is to **WRITE IT DOWN**. This will give you the ability to edit the specifics and memorize. The second is to **PRACTICE OUT LOUD** with a close friend or parent so that they can give you useful feedback. The third is to **SPEND TIME IN PRAYER AND IN THE SCRIPTURE** to ask God to speak through you before you share your story publicly, because God can do more in others through you than you can do by yourself!

1. START WITH A KEYWORD

The first step in writing down your faith story is choosing what keywords describe your life before Christ. Below is a list of emotions. Circle two or three that adequately describe how you felt as a result of a problem you faced without Christ in your life. You are not limited to this list, so feel free to choose a keyword of your own! This part helps keep your story compelling and on track.

KEYWORDS

alienated	bitter	fearful	hurt	rejected
alone	confused	frustrated	insecure	uncertain
angry	depressed	guilty	lonely	unforgiving
apathetic	distrusting	heartbroken	lost	unloved
ashamed	doubtful	hopeless	prideful	worthless



2. SET UP THE BACKGROUND

Now describe the situation in which you came to face this problem and why your keyword describes the way you felt. It is more important to be honest than dramatic. This helps people to relate with your story personally and understand why we need God in our lives. If you need more space, continue on the back.

EXAMPLE: *“my parents divorced when I was younger... I blamed myself and began to feel unworthy of relationships... so I become isolated and alone because I was afraid of being rejected for being unworthy...”*

Appendix A YOUR FAITH STORY *(continued)*

3. SHARE HOW JESUS ENTERED YOUR STORY

Now describe how you came to know Jesus. Be sure to describe that moment (or that process) if you can with adjectives that show how meaningful and impactful it was for you. Try to describe how Jesus touched your heart, and how you responded (such as asking Him to be your Lord and Savior). This part challenges people's idea of what God is like.

EXAMPLE: *"One summer I attended church camp with my youth group and we talked about new identity in Christ and being loved as God's children. God began to speak to my heart and to my issues of unworthiness and fear of rejection. One evening I experienced the love of God and realized that Christ died for my sin, so that I could have a loving relationship with God. So I asked Him to save me and forgive me of my sin. The impact of that moment changed everything."*

4. STATE THE IMPACT OF CHRIST ON YOUR LIFE



Now describe how Christ impacted your problem and your life. Use the emotion opposite of your keyword and share how Christ either reversed your problem or is continually giving you the power to overcome. This is the part that inspires your hearers to place their hope in Christ!

EXAMPLE: *"What changed after that was my view of myself. I began to trust that God really did love me and want me to be in relationship with Him. I had once been unworthy, but now I was given worth. I was once alone, but now I see myself as wanted, loved, and together with God and His family. I was once afraid of rejection, but now I know that I am fully accepted by Him, and He is giving me the faith and the strength to overcome the attitudes of the past."*

Appendix B

SAMPLE GOSPEL PRESENTATION

Begin the presentation by sharing a short version of your testimony.

For example: *“I was raised in church. I’d never really thought of my story as being powerful, but when I think about how Christ died for me, a sinner, I am very grateful that Jesus did for me something I could not do for myself. This fact is powerful enough all by itself. I love to serve God because of all that He has done for me.”*



What Is the Gospel?

- Answer: The Father God Adopting Me.

FATHER GOD

God made all of creation. The first people in God’s creation—Adam and Eve—had a perfect relation-

ship with the Father. However, they turned away from Him and creation fell into sin and brokenness. This resulted in separation from God and the free and full life we were intended to experience. God was deeply grieved over His creation.

“The Lord saw that the wickedness of man was great in the earth ... and it grieved Him to His heart.” - Genesis 6:5-6 (ESV)

ADOPTING

God’s heart was so hurt over His creations’ brokenness that He sent His Son Jesus. God sent Jesus to pay the price (redemption) to restore our relationship back to the Father. Jesus sacrificed His own life on a cross in our place and was also raised back to life to end our alienation from God and bring us into a loving relationship that lasts forever. Only because of Jesus can we be adopted as sons and daughters of God—part of His family, along with the benefits of being His children.

“But when the fullness of time had come, God sent forth his Son, born of woman, born under the law, to redeem those who were under the law, so that we might receive adoption as sons.” - Galatians 4:4-5 (ESV)

“For all who are led by the Spirit of God are sons of God. For you did not receive the spirit of slavery to fall back into fear, but you have received the Spirit of adoption as sons, by whom we cry, “Abba! Father!” The Spirit Himself bears witness with our spirit that we are children of God.” - Romans 8:14-16 (ESV)

Appendix B SAMPLE GOSPEL PRESENTATION (continued)

ME

You and I were born into the same experience, the inevitable realization that something is not right with the world or us. We discover that we are alienated, alone, and missing out on real life. Life without a relationship with God is a broken existence. The good news is that it can be restored by making the decision to follow Jesus and placing our trust in Him. Once this happens, we have a relationship with God and His family (fellow believers who follow Him)—a true belonging quite possibly for the first time. You, too, have the opportunity to follow Him and place your trust in Him to receive a loving relationship that lasts forever.

“Yet to all who received Him, to those who believed in His name, He gave the right to become children of God.” - John 1:12 (ESV)

HOW TO RECEIVE CHRIST AS SAVIOR

1. Confess your need (I am broken and in sin)
2. Change your direction in life, knowing that God’s way of living is better than our way living
3. Believe that Jesus Christ died for you on the cross and was raised to life to redeem you and restore your relationship to God
4. Receive through prayer the free gift of salvation and begin your journey as part of the family of God.

WHAT TO PRAY

Father God,


I know that I am broken and I need your forgiveness. Jesus, I believe you died and were raised to life to redeem me. I want to turn away from my old life and toward a completely new life with You in your family. Right now I put my trust in you and invite you to come into my life and change it. In Jesus’ name, Amen.



FIRST PRIORITY

is a campus evangelism strategy implemented by the local church.

MISSION: To Unite The Local Body of Christ With
A Plan of Action To Influence The Schools With the Gospel



FIRST PRIORITY BUILDS NETWORKS OF SUPPORT



Students “The Players In the Game” Taking The Love & Message of Jesus Christ As Missionaries To Their School.



Parents “The Fans In The Stands” Praying For, Supporting & Discipling Their Children.



Churches “The Coaches On The Sidelines” Equipping, Encouraging and Empowering Students.



Educators “The Referees Of The Game” Providing Guidance and Direction.



Business / Community Leaders “The Owners Of The Team” Investing Leadership, Mentoring and Resources In Their Community.




“First Priority is the most innovative way to reach a city for Christ. It unites our local churches together as one to make a difference.”

– Dr. Jay Strack, President of Student Leadership University

First Priority is Intentional, Innovative and Biblical

- The First Priority Campus Evangelism Strategy (*Mark 2*)
- Uniting Local Churches In Communities (*John 17*)
- Building Essential Networks of Support (*1 Corinthians 12*)
- Mobilization of Youth Leaders (*2 Timothy 2*)
- Equipping, Encouraging And Empowering Student Leaders (*1 Timothy 4*)
- Student Led & Initiated Evangelism Clubs (*Romans 10*)



31
Networks

2605
Student Led
Clubs

2500
Youth Leaders
Networked

7715
Commitments
To Christ



The above data reflects the 2014 - 2015 school year

"I endorse First Priority. They know what's going on and they are training America's youth leaders and our youth, empowering them to change the very fabric of this next generation and restoring "hope" to America's future."

– Josh McDowell, Author and Speaker



We believe in the impossible:
THE HOPE OF CHRIST
IN EVERY STUDENT
at your school.

© 2016 The information found in this and other guides provided by First Priority of America, Inc. are the property of (FPOA) and require a covenant relationship with (FPOA) to use the content, name, and logo(s). For more information about starting a First Priority movement in your community, contact (FPOA) at one of the locations below:



First Priority of America
115 Penn Warren Drive Suite 300-205
Nashville, TN 37027
888-808-FPOA (3762)

 /fpofamerica

 /fpofamerica

 /fpofamerica

 www.firstpriority.club