

CONNECTED

# HOPE

# WEEKLY GUIDE

MONTH 2, VOLUME 2



THE INSPIRING TRUE STORY OF  
RACHEL JOY SCOTT  
& COLUMBINE HIGH SCHOOL



*I'm Not  
Ashamed*

IN THEATERS October 21



**FIRST PRIORITY**

# CONNECTED

## Help Week Leader Guide

**Help Week:** A time for student leaders to equip their peers with a leadership point, as they plan and pray for the month of campus ministry ahead.

### INTRODUCTION

Beforehand Task: Select one student to lead this month's Help Week.

#### 1. Welcome Students and Pray

- Student Leader Host - Welcome to First Priority! This club is a safe place to seek and grow in God. This week is Help Week, which is where we engage a leadership discussion that will help us grow in our ability to share the gospel. This month we are focusing on what it means to live *Connected* in the gospel of Jesus Christ.
- Opening Prayer - List off any reminders for the club as they begin First Priority.

#### 2. Introduce Student Leading Discussion

- Today, my friend <insert name> is going to share about what it means to have courage and live Connected.



## LEADERSHIP DISCUSSION – Better Together

We live in an era of history where the world is more connected than ever before. Whether it is social media, texting, or group video conferencing people are constantly finding new ways to spend time together. If you want to, you can choose to be connected to others every moment of every day. In fact, that craving to be connected, can turn into obsession and we can quickly lose the true reason why we need others around daily.

Let me give you an example: you are at a gymnastics meet with a few of your friends from school. Four of the five of you are really engaged in the conversation, but one of you keeps being interrupted by updates on his/her phone. That friend wants so desperately to be in your conversation, and yet not miss anything else going on in the world. So they keep asking you to repeat what was just said due to their FOMO (fear of missing out). This sort of thing happens every day. Why? Because people are misunderstanding what it means to be connected.

**Social media is good in so many ways, but it has also caused many of us to misunderstand what it means to be connected.**

There is great possibility when we understand what it truly means to be connected. The bible is clear from the beginning of creation that we were not

meant to be alone (Genesis 2). Even more than that, in Ecclesiastes, the scriptures say that *two together is good, but a cord of three strands is not easily broken* (Ecc 4).

To truly take advantage of being connected to others, we must understand that as humans we are better together. Whether it is conversation, or playing on a ball team or even studying for a test. Each one of us brings unique thoughts and talents to a conversation. No one of us has the mental or emotional capacity to see a topic from every angle. When we allow others ideas to connect to us, we are immediately better.

As humans, we are **BETTER TOGETHER!**



## CONNECTED Help Week Leader Guide (continued)

This week, I want to challenge you to consider putting the phone in your pocket during moments where you can connect with people face to face. By giving them your full attention, you can begin to experience what it means to truly be better together. Then when they leave, tell the world on social media about how their lives have helped transform yours, let the world know that you understand what it truly means to be connected.

**As you enter into planning the three weeks ahead, remember to choose to live Connected for the sake of those around you and the Gospel of Jesus.**



### Plan

Take 8 minutes to ensure that Overcome and Prepare weeks have been reviewed and that students are in place to host, lead and share during those weeks. Also, take 7 minutes to discuss how your campus club is going to use Engage week to invite students to your Gospel club that week.

### Pray

For your peers — especially for those whom you have been given influence. Pray for the lost – that they may experience the incredible love of the Father. Pray for your school — administrators, teachers and fellow Christian student leaders to have courage.



# CONNECTED

## Overcome Week Leader Guide

**Overcome:** It takes courage to stand out from the crowd. In today's culture, relativism is the norm, and absolute truth is the minority. This will be a training on the difference between the two, as well as, a challenge to courageously dare to be different and follow Jesus without compromise.



### INTRODUCTION

Beforehand Task: Select one volunteer to share from the Overcome Week Leader Guide.

#### 1. Welcome Students and Pray

- Student Leader Host – Welcome to First Priority! This club is a safe place to seek and share God. This week is Overcome Week, which is where we work together in learning about how to overcome our fears of sharing the gospel.
- Pray.
- List any reminders for the club as they begin First Priority.

#### 2. Introduce Volunteer

- Signal volunteer to join the leaders.
- Student Leader Host – This month we are discussing why it so important to be connected to God and to other believers as we live out our faith on campus and connect with others who do not yet know Christ.
- Today, my friend <insert name> is going to share about overcoming our fears of sharing Jesus with others.



## GUEST CONTENT

### 3. Teaching Time (10 minutes)

#### → Introduction



➤ Introduce yourself, who invited you to speak, and simple points about your life.

*For example: My name is Billy and I'm a ninth grader at Missionfield High School. Sally invited me to share with you today about how to overcome fear. I'd like to encourage and challenge you today.*

#### → This month, our theme is Connect-

**ed.** Our relational connection to God is vital for us to share the gospel with others at our school. Something else for us to consider, though, is intentionally building bridges relationally with others who do not know Christ. How can we find points of commonality with others as we engage them with the gospel and build trust as we model what a follower of Jesus looks like in real life?

**In order to become better at evangelism, you must have a good understanding of the people you are sharing Christ with.** Every day, we go to school in a **pluralistic culture**.

"Pluralistic" means not one, but multiple views on morality, religion, and God. Some believe in one God, others believe in many, while others believe in no God or simply take no stance. Still, others choose not to concern themselves with it and go about life making choices that benefit them personally. It is tempting to consider all viewpoints equally valid since it can be so overwhelming to try to understand them all, but it is very important that we do not take the easiest road here.

While it is helpful to relate with people by finding common points of belief, it is also crucial that we respectfully draw distinctions between beliefs. In order to share the gospel with someone, we must have an idea of where the person currently stands in his or her beliefs. In order to understand this, we

**It is tempting to consider all viewpoints equally valid since it can be so overwhelming to try to understand them all, but it is very important that we do not take the easiest road here.**

must become a good listener. This brings us to the first necessary skills in personal evangelism: listening and observing. How do you listen and make observations when you are trying to get to know someone better? These are basic conversational skills, but they are crucial when sharing the gospel.

## CONNECTED Overcome Week Leader Guide (continued)

1. Be friendly, show interest in the other person, ask the right questions. (for example, “So, tell me more about you... What’s your background? Do you come from a particular faith stream?)
2. Be polite, don’t interrupt the other person – let them finish their thought before you reply.
3. Be careful of your body language. (example: make eye contact)
4. Concentrate on what the other person is saying instead of thinking of what you want to say next. If they are talking about something unfamiliar to you, demonstrate that you understand what they are saying by asking, So what you are saying is...? If they say yes, you are hearing them. If they say no, you’ll need them to further explain before you can understand.
5. Pay attention to what the other person is NOT saying. As you gather facts about the person while talking to them, you can also learn things about them by making observations. Sometimes a person will give you non-verbal cues about whether or not they’d like to continue the conversation (for example, no eye contact usually means they are uncomfortable, whereas lots of eye contact might mean that they are tracking with you).

I want to challenge everyone here today that is serious about sharing the gospel to take some time this week to work on your listening skills with close friends and also acquaintances. See if you can apply these skills to learn things about people that you wouldn’t have otherwise known.

### 2 Conversational Illustration Role Play

→ Now we are going to have two students come up and have a ‘how not to’ conversation by disregarding these guidelines. Then, I (the overcome week leader) will say ‘stop’ and instruct them to continue the conversation using the “how to” guidelines. (note: This conversation does not need to be fake, but instead have the students actually get to know each other better.)

### CONCLUDE

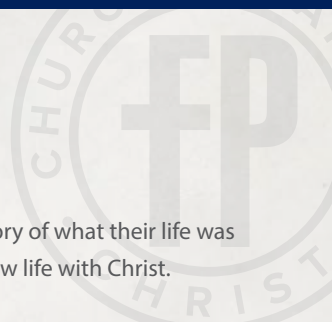
- Follow up the teaching time by thanking the guest speaker. Remind the students of next weeks meeting, Prepare Week.
- Dismiss with a closing prayer, reminding the students of the prayer points from last week as well as the prayer points below.
- Pray for your school, wisdom, protection, and for open hearts to receive the gospel.



# CONNECTED

## Prepare Week Leader Guide

**Prepare Week:** Allows Student leaders to share their story of what their life was like without Christ as opposed to the fullness of their new life with Christ.



### INTRODUCTION

Beforehand Task:

- Ensure selected 3 student leaders are prepared to share their testimony with Appendix A – Your faith Story.
- (Optional) Print Appendix A – Your Faith Story (1 per student) if you want to have every student attending club working on their testimony at the same time (recommended at least once a semester).

### 1. Welcome Students and Pray

- Student Leader Host - Welcome to First Priority! This club is a safe place to seek and share God. This week is Prepare Week, which is where we practice sharing our personal story about how we came to know Jesus.
- Pray.
- List any reminders for the club as they begin First Priority.

## 2. Introduce Volunteer(s)

- Signal volunteer to join the leaders.
- Student Leader Host – This month we are discussing why it so important to be connected to God and to other believers as we live out our faith on campus and connect with others who do not yet know Christ.
- Today, my friend <insert name> is going to share their story. Please listen respectfully as it takes a lot of courage to speak in front of others. At the end we are going to give some positive feedback on how well they did and also ask questions. Let's welcome them as they share.



## TESTIMONY TIME

### 3. Share Testimonies

- › Student 1 Testimony = \_\_\_\_\_  
\_\_\_\_\_
- › Student 2 Testimony = \_\_\_\_\_  
\_\_\_\_\_
- › Student 3 Testimony = \_\_\_\_\_  
\_\_\_\_\_

- Leader Host: Thank you for sharing, <insert name>. Now lets take a minute to share some positive feedback about how they did. Also, feel free to ask them questions about their story.
- (Optional) If you are working on testimonies collectively, pass out Appendix A – Your Faith Story and read/explain/discuss each step.

### 4. Conclude

- Dismiss with a closing prayer.

# CONNECTED

## Engage Week Leader Guide

**Engage Week:** Student leaders inviting their peers to an on campus event to experience the gospel of Jesus.

### INTRODUCTION

Beforehand Task:

- Ensure the student speaker is prepared to share the gospel using Appendix B – Sample Gospel Presentation or another gospel presentation at [FirstPriority.club](http://FirstPriority.club) and follow with invitation.
- Confirm that arrangements for food for the club have been completed and that it is ready to serve just before club opening.
- Confirm that enough response cards will be at the club ready to hand out as students enter.

### 1. Welcome Students and Pray

- Student Leader Host: Welcome to First Priority club! Today we are going to start with a game to get to know one another. There is food for everyone here, so please feel free to grab a bite to eat while we get started.
- Allow students to fellowship as student leaders prepare the gathering activity.





## 2. Activity

- Game: Backwards Charades
- Preparation: Only a whiteboard and timer will be necessary for this game.
- Play: A volunteer guesser will be selected to come up to the front of the club to guess what everyone is acting out. The guesser will face the club while the game leader writes the secret word on the whiteboard, so that the guesser cannot see the word. When the game leader says go, the club must act out the word so that the guesser can begin guessing what the word is. The guesser has two minutes to guess the word. Select a new volunteer for each round.
- Here are some examples of things to act out:

- ✓ Mowing the lawn
- ✓ Starting a fire
- ✓ Swimming
- ✓ Church
- ✓ A Zombie
- ✓ The Tooth Fairy
- ✓ A Jedi vs Sith Duel
- ✓ Apple Computers
- ✓ Hockey
- ✓ A Selfie with Batman and Superman

## 3. Introduce Volunteer(s)

- Signal volunteer to join the leaders.
- Today, my friend <insert name> is going to share about something that is very important to him/her. Please listen respectfully as it takes a lot of courage to speak in front of others.



## GOSPEL TIME

### 4. Gospel, Invitation, and Response Cards

- Student Leader: Share the gospel and give a personal invitation using Appendix B Sample Gospel Presentation or another gospel presentation at [FirstPriority.club](http://FirstPriority.club).

**STUDENT RESPONSE CARD**

My response to the gospel message today (please only check one):

- Today, I prayed to receive Christ
- I would like more information about the Gospel
- I have already prayed to receive Christ before today
- I am not interested

My name \_\_\_\_\_ Cell # \_\_\_\_\_

Who invited you to First Priority today? \_\_\_\_\_

The information you put on this card will be given to a student leader to follow up with you. Your information will not be stored or given to anyone else.

- After invitation prayer, call attention to the response cards and direct students to fill out their information and respond by checking the appropriate box. It may also be helpful to announce that this information is only used if follow up is requested.

### Conclude

- Student Leader: Thanks you so much for coming today! Please turn in your card to <insert name of student leader> before you leave. We meet here every week at this time, so you are all invited to come back next week!



# Appendix A

## YOUR FAITH STORY

Your story is one of the most important tools you have been given by God to share the gospel with the world around you! Finding the power in your story will depend on how you learn to tell it. The first step to being able to tell a powerful story is to **WRITE IT DOWN**. This will give you the ability to edit the specifics and memorize. The second is to **PRACTICE OUT LOUD** with a close friend or parent so that they can give you useful feedback. The third is to **SPEND TIME IN PRAYER AND IN THE SCRIPTURE** to ask God to speak through you before you share your story publically, because God can do more in others through you than you can do by yourself!

### 1. START WITH A KEYWORD

The first step in writing down your faith story is choosing what keywords describe your life before Christ. Below is a list of emotions. Circle two or three that adequately describe how you felt as a result of a problem you faced without Christ in your life. You are not limited to this list, so feel free to chose a keyword of your own! This part helps keep your story compelling and on track.

#### KEYWORDS

alienated	bitter	fearful	hurt	rejected
alone	confused	frustrated	insecure	uncertain
angry	depressed	guilty	lonely	unforgiving
apathetic	distrusting	heartbroken	lost	unloved
ashamed	doubtful	hopeless	prideful	worthless



### 2. SET UP THE BACKGROUND

Now describe the situation in which you came to face this problem and why your keyword describes the way you felt. It is more important to be honest than dramatic. This helps people to relate with your story personally and understand why we need God in our lives. If you need more space, continue on the back.

**EXAMPLE:** *“my parents divorced when I was younger... I blamed myself and began to feel unworthy of relationships... so I become isolated and alone because I was afraid of being rejected for being unworthy...”*



## Appendix A YOUR FAITH STORY (continued)

### 3. SHARE HOW JESUS ENTERED YOUR STORY

Now describe how you came to know Jesus. Be sure to describe that moment (or that process) if you can with adjectives that show how meaningful and impactful it was for you. Try to describe how Jesus touched your heart, and how you responded (such as asking Him to be your Lord and Savior). This part challenges people's idea of what God is like.

**EXAMPLE:** *"One summer I attended church camp with my youth group and we talked about new identity in Christ and being loved as God's children. God began to speak to my heart and to my issues of unworthiness and fear of rejection. One evening I experienced the love of God and realized that Christ died for my sin, so that I could have a loving relationship with God. So I asked Him to save me and forgive me of my sin. The impact of that moment changed everything."*

### 4. STATE THE IMPACT OF CHRIST ON YOUR LIFE



Now describe how Christ impacted your problem and your life. Use the emotion opposite of your keyword and share how Christ either reversed your problem or is continually giving you the power to overcome. This is the part that inspires your hearers to place their hope in Christ!

**EXAMPLE:** *"What changed after that was my view of myself. I began to trust that God really did love me and want me to be in relationship with Him. I had once been unworthy, but now I was given worth. I was once alone, but now I see myself as wanted, loved, and together with God and His family. I was once afraid of rejection, but now I know that I am fully accepted by Him, and He is giving me the faith and the strength to overcome the attitudes of the past."*

## Appendix B

# SAMPLE GOSPEL PRESENTATION

**Begin the presentation by sharing a short version of your testimony.**

**For example:** *“I was raised in church. I’d never really thought of my story as being powerful, but when I think about how Christ died for me, a sinner, I am very grateful that Jesus did for me something I could not do for myself. This fact is powerful enough all by itself. I love to serve God because of all that He has done for me.”*



### What Is the Gospel?

- Answer: The Father God Adopting Me.

### FATHER GOD

God made all of creation. The first people in God’s creation—Adam and Eve—had a perfect relation-

ship with the Father. However, they turned away from Him and creation fell into sin and brokenness. This resulted in separation from God and the free and full life we were intended to experience. God was deeply grieved over His creation.

*“The Lord saw that the wickedness of man was great in the earth ... and it grieved Him to His heart.” - Genesis 6:5-6 (ESV)*

### ADOPTING

God’s heart was so hurt over His creations’ brokenness that He sent His Son Jesus. God sent Jesus to pay the price (redemption) to restore our relationship back to the Father. Jesus sacrificed His own life on a cross in our place and was also raised back to life to end our alienation from God and bring us into a loving relationship that lasts forever. Only because of Jesus can we be adopted as sons and daughters of God—part of His family, along with the benefits of being His children.

*“But when the fullness of time had come, God sent forth his Son, born of woman, born under the law, to redeem those who were under the law, so that we might receive adoption as sons.” - Galatians 4:4-5 (ESV)*

*“For all who are led by the Spirit of God are sons of God. For you did not receive the spirit of slavery to fall back into fear, but you have received the Spirit of adoption as sons, by whom we cry, “Abba! Father!” The Spirit Himself bears witness with our spirit that we are children of God.” - Romans 8:14-16 (ESV)*

## Appendix B SAMPLE GOSPEL PRESENTATION (continued)

### ME

You and I were born into the same experience, the inevitable realization that something is not right with the world or us. We discover that we are alienated, alone, and missing out on real life. Life without a relationship with God is a broken existence. The good news is that it can be restored by making the decision to follow Jesus and placing our trust in Him. Once this happens, we have a relationship with God and His family (fellow believers who follow Him)—a true belonging quite possibly for the first time. You, too, have the opportunity to follow Him and place your trust in Him to receive a loving relationship that lasts forever.

*“Yet to all who received Him, to those who believed in His name, He gave the right to become children of God.” - John 1:12 (ESV)*

### HOW TO RECEIVE CHRIST AS SAVIOR

1. Confess your need (I am broken and in sin)
2. Change your direction in life, knowing that God’s way of living is better than our way living
3. Believe that Jesus Christ died for you on the cross and was raised to life to redeem you and restore your relationship to God
4. Receive through prayer the free gift of salvation and begin your journey as part of the family of God.

### WHAT TO PRAY

Father God,

I know that I am broken and I need your forgiveness. Jesus, I believe you died and were raised to life to redeem me. I want to turn away from my old life and toward a completely new life with You in your family. Right now I put my trust in you and invite you to come into my life and change it. In Jesus’ name, Amen.






# FIRST PRIORITY

is a campus evangelism strategy implemented by the local church.


**MISSION:** To Unite The Local Body of Christ With  
A Plan of Action To Influence The Schools With the Gospel



## FIRST PRIORITY BUILDS NETWORKS OF SUPPORT



**Students “The Players In the Game”** Taking The Love & Message of Jesus Christ As Missionaries To Their School.



**Parents “The Fans In The Stands”** Praying For, Supporting & Discipling Their Children.



**Churches “The Coaches On The Sidelines”** Equipping, Encouraging and Empowering Students.



**Educators “The Referees Of The Game”** Providing Guidance and Direction.



**Business / Community Leaders “The Owners Of The Team”** Investing Leadership, Mentoring and Resources In Their Community.




*“First Priority is the most innovative way to reach a city for Christ. It unites our local churches together as one to make a difference.”*

– Dr. Jay Strack, President of Student Leadership University

## First Priority is Intentional, Innovative and Biblical

- The First Priority Campus Evangelism Strategy (*Mark 2*)
- Uniting Local Churches In Communities (*John 17*)
- Building Essential Networks of Support (*1 Corinthians 12*)
- Mobilization of Youth Leaders (*2 Timothy 2*)
- Equipping, Encouraging And Empowering Student Leaders (*1 Timothy 4*)
- Student Led & Initiated Evangelism Clubs (*Romans 10*)



31

Networks

2605

Student Led  
Clubs

2500

Youth Leaders  
Networked

7715

Commitments  
To Christ



*The above data reflects the 2014 - 2015 school year*

*"I endorse First Priority. They know what's going on and they are training America's youth leaders and our youth, empowering them to change the very fabric of this next generation and restoring "hope" to America's future."*

**– Josh McDowell, Author and Speaker**



**We believe in the impossible:**  
**THE HOPE OF CHRIST**  
**IN EVERY STUDENT**  
**at your school.**

© 2016 The information found in this and other guides provided by First Priority of America, Inc. are the property of (FPOA) and require a covenant relationship with (FPOA) to use the content, name, and logo(s). For more information about starting a First Priority movement in your community, contact (FPOA) at one of the locations below:



First Priority of America  
115 Penn Warren Drive Suite 300-205  
Nashville, TN 37027  
888-808-FPOA (3762)

 /fpofamerica

 /fpofamerica

 /fpofamerica

 [www.firstpriority.club](http://www.firstpriority.club)