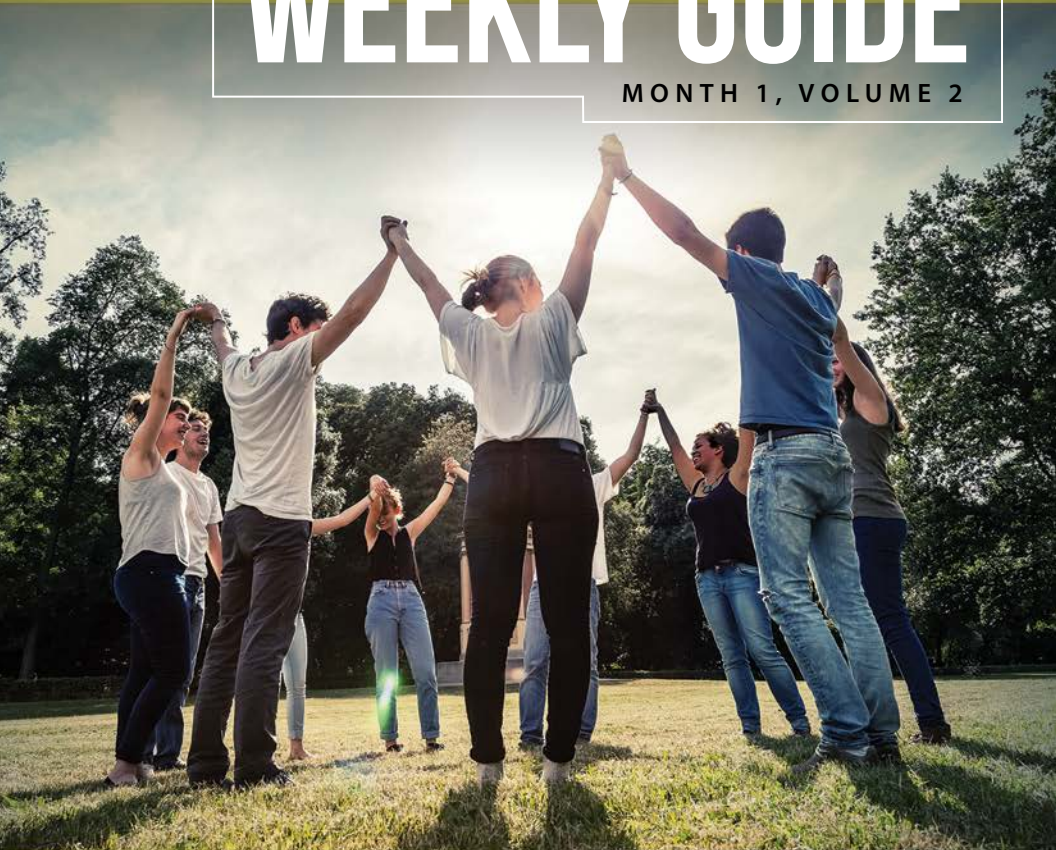



UNITED

HOPE

WEEKLY GUIDE

MONTH 1, VOLUME 2



THE INSPIRING TRUE STORY OF
RACHEL JOY SCOTT
& COLUMBINE HIGH SCHOOL



*Im Not
Ashamed*

IN THEATERS October 21



FIRST PRIORITY

UNITED

Help Week Leader Guide

Help Week: A time for student leaders to equip their peers with a leadership point, as they plan and pray for the month of campus ministry ahead.

INTRODUCTION

Beforehand Task: Select one student to lead this month's Help Week.

1. Welcome Students and Pray

- Student Leader Host - Welcome to First Priority! This club is a safe place to seek and grow in God. This week is Help Week, which is where we engage a leadership discussion that will help us grow in our ability to share the gospel. This month we are focusing on what it means to be *United* for the gospel of Jesus Christ.
- Opening Prayer - List off any reminders for the club as they begin First Priority.

2. Introduce Student Leading Discussion

- Today, my friend <insert name> is going to share about what it means to have courage and live United.



LEADERSHIP DISCUSSION It's A Choice

You don't get to choose your family, they are God's gift to you as you are to them - Bishop Desmond Tutu

It's been repeated over and over throughout time that one of the few things in

life that you don't get to choose is your family. Statements like blood is thicker than water reflect the reality that families will choose one another over another person or group, even when their family member may be wrong.

The remainder of life is limitless choices that effect the many around us each day. The world is full of well meaning individuals that will contend that their choices do not effect others. However, the reality is that every choice we make, no matter how small, has the potential of effecting others around us.

The other family that must be discussed for a Jesus follower, is the family of God, or the body of Christ. There is a layer of choice here that matters. The bible calls all believers the Body of Christ in 1 Corinthians 12: 12. It goes on to say that as family we cannot choose which part of the body we want, and those that we do not, vs. 14-17. Instead to operate as a whole, healthy family of God, the bible says we must choose to be unified, for God arranged the members in the body, each one of them, as He chose, vs. 18. As a Christ follower, it is crucial that one of the choices we make every day is unity. Unity starts with the recognition that we are connected to one another. To our families, to our friends, even to those that we do not know or want to know.

TAKE A STAND!

As a Christ follower, it is crucial that one of the choices we make every day is **UNITY**.

By choosing unity, we change our perspective. This change has profound effects on those around us. To put it boldly, unity can be scary, but it is fiercely contagious. One choice to an action of unity, could change the whole outcome of a tough situation. Imagine you are in the hallway, passing by everyone at their lockers. You note a situation where a

freshman is getting bullied by some friends of yours. It has not escalated to abuse, but their verbiage is obviously cruel and they are relentless in their picking on him. What can you do to use unity to resolve this situation? Taking a stand and inviting this student to walk with you in the hallway, or interrupting them and asking him his name, and disarming the moment is a great opportunity for unity.

UNITED Help Week Leader Guide (continued)

Here is the warning with unity, like anything in leadership, unity is not easy. It comes with a cost. There is no telling how your peers will react to your choice to bring unity to a tough situation. As a Christ follower, we are not called to easy things. We are called to truth and the right things. Author Kami Garcia says it this way, “We don’t get to chose what is true. We only get to choose what we do about it.” Start with this choice each day, Choose Unity.

As you enter into planning the three weeks ahead, remember to choose to live United for the sake of those around you and the Gospel of Jesus.



Plan

Take 8 minutes to ensure that Overcome and Prepare weeks have been reviewed and that students are in place to host, lead and share during those weeks. Also, take 7 minutes to discuss how your campus club is going to use Engage week to invite students to your Gospel club that week.

Pray

For your peers — especially for those whom you have been given influence. Pray for the lost – that they may experience the incredible love of the Father. Pray for your school — administrators, teachers and fellow Christian student leaders to have courage.

MASEY
MCLAIN

SADIE
ROBERTSON

BEN
DAVIES

KORIE
ROBERTSON

THE INSPIRING TRUE STORY
OF RACHEL JOY SCOTT AT COLUMBINE HIGH SCHOOL

PUREFLIX PRESENTS

I'm Not Ashamed

PURE FLIX and VISIBLE PICTURES PRESENT I'M NOT ASHAMED
WRITTEN BY MASEY MCLAIN AND DAVIES SADIE. DIRECTED BY SADIE ROBERTSON. CASTING BY KATE ROBERTSON AND JENNIFER OTWELL.
EDITED BY CHUCK HORNADAY. PRODUCTION DESIGNER ANDREW ZIMMERMANN. COSTUME DESIGNER JACOB WILSON. MUSIC BY JONATHAN WATSON.
EXECUTIVE PRODUCERS: MASEY MCLAIN, BEN DAVIES, SADIE ROBERTSON, JACOB WILSON, AND JENNIFER OTWELL. PRODUCED BY JOHN MARYSIAK.
CASTING BY BOBBIE THORNE. EXECUTIVE PRODUCERS: KATHY KRAMER, PHILIPPA BROWN, AND BOBBIE THORNE. EXECUTIVE PRODUCERS: BOBBIE THORNE AND BOBBIE THORNE.
EXECUTIVE PRODUCERS: BOBBIE THORNE AND BOBBIE THORNE. EXECUTIVE PRODUCERS: BOBBIE THORNE AND BOBBIE THORNE.
EXECUTIVE PRODUCERS: BOBBIE THORNE AND BOBBIE THORNE. EXECUTIVE PRODUCERS: BOBBIE THORNE AND BOBBIE THORNE.

THIS FILM IS NOT YET RATED **OCTOBER 21** PUREFLIX

#IMNOTASHAMED IMNOTASHAMEDFILM.COM

UNITED

Overcome Week Leader Guide

Overcome: It takes courage to stand out from the crowd. In today's culture, relativism is the norm, and absolute truth is the minority. This will be a training on the difference between the two, as well as, a challenge to courageously dare to be different and follow Jesus without compromise.



INTRODUCTION

Unity isn't uniformity - although we are called to be united as believers, we are not to all be the same or to associate only with others who are the exact like us. We should cross cultural barriers to engage the lost with the gospel, this is our challenge to leave the 99 for the one.

Beforehand Task: Select one volunteer to share from the Overcome Week Leader Guide.

1. Welcome Students and Pray

- Student Leader Host - Welcome to First Priority! This club is a safe place to seek and share God. This week is Overcome Week, which is where we work together in learning about how to overcome our fears of sharing the gospel. This month our theme is 'United.'
- Pray.
- List any reminders for the club as they begin First Priority.

2. Introduce Volunteer

- Signal volunteer to join the leaders.
- Today, my friend <insert name> is going to share about overcoming our fears of sharing Jesus with others.

GUEST CONTENT



3. Teaching Time (10 minutes)

→ Introduction

› Introduce yourself, who invited you to speak, and simple points about your life.

For example: *My name is Billy and I'm a ninth grader at Missionfield High School. Sally invited me to share with you today about how to overcome fear. I'd like to encourage and challenge you today.*

John 17:20-21 (NLT) says, *I am praying not only for these disciples but also for all who will ever believe in me through their message. I pray*

that they will all be one, just as you and I are one – as you are in me, Father, and I am in you. And may they be in us so that the world will believe you sent me.

→ **Why is unity among Christians important?** Right now, there are many different Christian denominations represented by students at our school. All of them share several common beliefs about Jesus Christ, but there are also many differences about how to practice the Christian life and ways of doing church. It can be easy to get bogged down in arguments about any of these things, but we must remember that Jesus prayed that His church would have the same kind of relational unity that He has with the Father and Spirit. Sure, we all believe and do things differently, but our mission to share Jesus with the world remains the same. Any time we let these differences distract us from our main mission, causing a break in relationship, we are giving a distorted picture of what God is really like to a watching world. Though we may disagree on several points, we can at least agree that Jesus teaches us to love others who are different from us, whether a fellow Christian or an enemy.

What True Unity Looks Like

True unity doesn't mean that everyone will look the same, talk the same, interpret scripture exactly the same, or match up on every belief. No matter the denomination, no matter how good or bad, you can always find at least one person who genuinely loves the Lord. The fact is, across centuries and cultures, the church in every time and place already has Christ in common, and because the church is one in Christ, it should behave like it is one on the school campus. In John 13:35, Jesus declares that the world would know his disciples by the love they have for each other. To be truly unified as Christians means to love each other with the same love that Christ has for us, and then to work together to share the hope of salvation with the world while still keeping our beliefs in line with how we and our local church practices the Christian faith. Over time, Satan has seen many clever schemes by Christians to win the lost to salvation, but true unity is the last one he would expect!

What Unity Prompts Us to Do

The awesome thing about true unity is not just that it helps everyone get along, but that it causes us to be united in purpose – sharing the gospel and making disciples! If we are no longer so concerned with only being friends with those exactly like us, we are free to reach out through friendship to non-Christians! Of course our standards for living won't change, but we can at least meet people where they are. Unity helps us to identify with people without being identical to them – which is also a great lesson to learn in evangelism! The strategy of First Priority this year is designed to help us do exactly this, so I challenge you to plug in this year and really invest in people who are different from you so that they may see Christ in your life and if they haven't committed their life to Him, perhaps invite Him in! How we treat each other will play a crucial role in helping us overcome the fear of sharing the gospel and convincing others at our school that following Christ is worth it.


CONCLUDE

- Follow up the teaching time by thanking the guest speaker. Remind the students of next weeks meeting, Prepare Week.
- Dismiss with a closing prayer, reminding the students of the prayer points from last week as well as the prayer points below.
- Pray for your school, wisdom, protection, and for open hearts to receive the gospel.

UNITED

Prepare Week Leader Guide

Prepare Week: Allows Student leaders to share their story of what their life was like without Christ as opposed to the fullness of their new life with Christ.



INTRODUCTION

Beforehand Task:

- Ensure selected 3 student leaders are prepared to share their testimony with Appendix A – Your faith Story.
- (Optional) Print Appendix A – Your Faith Story (1 per student) if you want to have every student attending club working on their testimony at the same time (recommended at least once a semester).

1. Welcome Students and Pray

- Student Leader Host - Welcome to First Priority! This club is a safe place to seek and share God. This week is Prepare Week, which is where we practice sharing our personal story about how we came to know Jesus.
- Pray.
- List any reminders for the club as they begin First Priority.

2. Introduce Volunteer(s)

- Signal volunteer to join the leaders.
- Student Leader Host – This month we are discussing the meaning of true unity among believers in Christ and why this is important in sharing the gospel with others at our school. The gospel is the story of our separation from God and His family, and the invitation to be brought back into that relationship through Christ. Our unity is a powerful testimony to the work of God, and because of this, every genuine follower of Christ has a powerful story.
- Today, my friend <insert name> is going to share their story. Please listen respectfully as it takes a lot of courage to speak in front of others. At the end we are going to give some positive feedback on how well they did and also ask questions. Let's welcome them as they share.



TESTIMONY TIME

3. Share Testimonies

- › Student 1 Testimony = _____
- › Student 2 Testimony = _____
- › Student 3 Testimony = _____
- Leader Host: Thank you for sharing, <insert name>. Now lets take a minute to share some positive feedback about how they did. Also, feel free to ask them questions about their story.
- (Optional) If you are working on testimonies collectively, pass out Appendix A – Your Faith Story and read/explain/discuss each step.

4. Conclude

- Dismiss with a closing prayer.

UNITED

Engage Week Leader Guide

Engage Week: Student leaders inviting their peers to an on campus event to experience the gospel of Jesus.

INTRODUCTION

Beforehand Task:

- Ensure the student speaker is prepared to share the gospel using Appendix B – Sample Gospel Presentation or another gospel presentation at FirstPriority.club and follow with invitation.
- Confirm that arrangements for food for the club have been completed and that it is ready to serve just before club opening.
- Confirm that enough response cards will be at the club ready to hand out as students enter.

1. Welcome Students and Pray

- Student Leader Host: Welcome to First Priority club! Today we are going to start with a game to get to know one another. There is food for everyone here, so please feel free to grab a bite to eat while we get started.
- Allow students to fellowship as student leaders prepare the gathering activity.



2. Activity

- Game: One Dollar Pyramid
- Preparation: No preparation needed, just a prize of \$1 or something for each round if you want to give prizes and a timer to time one-minute rounds.
- Play: This game is based on the game show “\$10,000 Pyramid” from the 1970’s. Two players come up to the front of the classroom, a clue-giver and a guesser. The clue-giver is secretly given a category and must think of as many things that belong to that category as possible without saying any word used in the category they were given (the category can be shown to the club if you can do so without the guesser discovering the answer). When the game leader says “go”, that person must begin saying the things that belong in the category. The other person has only 1 minute to guess what the category is. If the guesser guesses correctly, they pick another person to be the guesser, and the guesser becomes the clue-giver. If they do not guess correctly before time runs out, the person giving clues picks another person to be the guesser. Play as many rounds as you like!
- Here are some example categories:

- | | |
|--------------------------------|--|
| ✓ Things that are Red in Color | ✓ Things People Kick |
| ✓ Song Titles | ✓ Things Our Campus Coach Says |
| ✓ Things that are Sharp | ✓ Things that Attack People in Movies |
| ✓ State Capitals | ✓ Things You Can’t Do with Your Eyes Closed |
| ✓ Things you Look Through | ✓ Things You Say When You Didn’t Turn In Your Homework |
| ✓ Ice Cream Flavors | |
| ✓ Things that are Fake | |
| ✓ Islands | |

3. Introduce Volunteer(s)

- Signal volunteer to join the leaders.
- Today, my friend <insert name> is going to share about something that is very important to him/her. Please listen respectfully as it takes a lot of courage to speak in front of others.

GOSPEL TIME

4. Gospel, Invitation, and Response Cards

- Student Leader: Share the gospel and give a personal invitation using Appendix B Sample Gospel Presentation or another gospel presentation at FirstPriority.club.

- After invitation prayer, call attention to the response cards and direct students to fill out their information and respond by checking the appropriate box. It may also be helpful to announce that this information is only used if follow up is requested.

Conclude

- Student Leader: Thanks you so much for coming today! Please turn in your card to <insert name of student leader> before you leave. We meet here every week at this time, so you are all invited to come back next week!



Appendix A

YOUR FAITH STORY

Your story is one of the most important tools you have been given by God to share the gospel with the world around you! Finding the power in your story will depend on how you learn to tell it. The first step to being able to tell a powerful story is to **WRITE IT DOWN**. This will give you the ability to edit the specifics and memorize. The second is to **PRACTICE OUT LOUD** with a close friend or parent so that they can give you useful feedback. The third is to **SPEND TIME IN PRAYER AND IN THE SCRIPTURE** to ask God to speak through you before you share your story publicly, because God can do more in others through you than you can do by yourself!

1. START WITH A KEYWORD

The first step in writing down your faith story is choosing what keywords describe your life before Christ. Below is a list of emotions. Circle two or three that adequately describe how you felt as a result of a problem you faced without Christ in your life. You are not limited to this list, so feel free to choose a keyword of your own! This part helps keep your story compelling and on track.

KEYWORDS

alienated	bitter	fearful	hurt	rejected
alone	confused	frustrated	insecure	uncertain
angry	depressed	guilty	lonely	unforgiving
apathetic	distrusting	heartbroken	lost	unloved
ashamed	doubtful	hopeless	prideful	worthless



2. SET UP THE BACKGROUND

Now describe the situation in which you came to face this problem and why your keyword describes the way you felt. It is more important to be honest than dramatic. This helps people to relate with your story personally and understand why we need God in our lives. If you need more space, continue on the back.

EXAMPLE: *“my parents divorced when I was younger... I blamed myself and began to feel unworthy of relationships... so I become isolated and alone because I was afraid of being rejected for being unworthy...”*

Appendix A YOUR FAITH STORY (continued)

3. SHARE HOW JESUS ENTERED YOUR STORY

Now describe how you came to know Jesus. Be sure to describe that moment (or that process) if you can with adjectives that show how meaningful and impactful it was for you. Try to describe how Jesus touched your heart, and how you responded (such as asking Him to be your Lord and Savior). This part challenges people's idea of what God is like.

EXAMPLE: *"One summer I attended church camp with my youth group and we talked about new identity in Christ and being loved as God's children. God began to speak to my heart and to my issues of unworthiness and fear of rejection. One evening I experienced the love of God and realized that Christ died for my sin, so that I could have a loving relationship with God. So I asked Him to save me and forgive me of my sin. The impact of that moment changed everything."*

4. STATE THE IMPACT OF CHRIST ON YOUR LIFE



Now describe how Christ impacted your problem and your life. Use the emotion opposite of your keyword and share how Christ either reversed your problem or is continually giving you the power to overcome. This is the part that inspires your hearers to place their hope in Christ!

EXAMPLE: *"What changed after that was my view of myself. I began to trust that God really did love me and want me to be in relationship with Him. I had once been unworthy, but now I was given worth. I was once alone, but now I see myself as wanted, loved, and together with God and His family. I was once afraid of rejection, but now I know that I am fully accepted by Him, and He is giving me the faith and the strength to overcome the attitudes of the past."*

Appendix B

SAMPLE GOSPEL PRESENTATION

Begin the presentation by sharing a short version of your testimony.

For example: *“I was raised in church. I’d never really thought of my story as being powerful, but when I think about how Christ died for me, a sinner, I am very grateful that Jesus did for me something I could not do for myself. This fact is powerful enough all by itself. I love to serve God because of all that He has done for me.”*



What Is the Gospel?

- Answer: The Father God Adopting Me.

FATHER GOD

God made all of creation. The first people in God’s creation—Adam and Eve—had a perfect relation-

ship with the Father. However, they turned away from Him and creation fell into sin and brokenness. This resulted in separation from God and the free and full life we were intended to experience. God was deeply grieved over His creation.

“The Lord saw that the wickedness of man was great in the earth ... and it grieved Him to His heart.” - Genesis 6:5-6 (ESV)

ADOPTING

God’s heart was so hurt over His creations’ brokenness that He sent His Son Jesus. God sent Jesus to pay the price (redemption) to restore our relationship back to the Father. Jesus sacrificed His own life on a cross in our place and was also raised back to life to end our alienation from God and bring us into a loving relationship that lasts forever. Only because of Jesus can we be adopted as sons and daughters of God—part of His family, along with the benefits of being His children.

“But when the fullness of time had come, God sent forth his Son, born of woman, born under the law, to redeem those who were under the law, so that we might receive adoption as sons.” - Galatians 4:4-5 (ESV)

“For all who are led by the Spirit of God are sons of God. For you did not receive the spirit of slavery to fall back into fear, but you have received the Spirit of adoption as sons, by whom we cry, “Abba! Father!” The Spirit Himself bears witness with our spirit that we are children of God.” - Romans 8:14-16 (ESV)

Appendix B SAMPLE GOSPEL PRESENTATION (continued)

ME

You and I were born into the same experience, the inevitable realization that something is not right with the world or us. We discover that we are alienated, alone, and missing out on real life. Life without a relationship with God is a broken existence. The good news is that it can be restored by making the decision to follow Jesus and placing our trust in Him. Once this happens, we have a relationship with God and His family (fellow believers who follow Him)—a true belonging quite possibly for the first time. You, too, have the opportunity to follow Him and place your trust in Him to receive a loving relationship that lasts forever.

"Yet to all who received Him, to those who believed in His name, He gave the right to become children of God." - John 1:12 (ESV)

HOW TO RECEIVE CHRIST AS SAVIOR

1. Confess your need (I am broken and in sin)
2. Change your direction in life, knowing that God's way of living is better than our way living
3. Believe that Jesus Christ died for you on the cross and was raised to life to redeem you and restore your relationship to God
4. Receive through prayer the free gift of salvation and begin your journey as part of the family of God.

WHAT TO PRAY

Father God,


I know that I am broken and I need your forgiveness. Jesus, I believe you died and were raised to life to redeem me. I want to turn away from my old life and toward a completely new life with You in your family. Right now I put my trust in you and invite you to come into my life and change it. In Jesus' name, Amen.



FIRST PRIORITY

is a campus evangelism strategy implemented by the local church.


MISSION: To Unite The Local Body of Christ With
A Plan of Action To Influence The Schools With the Gospel



FIRST PRIORITY BUILDS NETWORKS OF SUPPORT



Students “The Players In the Game” Taking The Love & Message of Jesus Christ As Missionaries To Their School.



Parents “The Fans In The Stands” Praying For, Supporting & Discipling Their Children.



Churches “The Coaches On The Sidelines” Equipping, Encouraging and Empowering Students.



Educators “The Referees Of The Game” Providing Guidance and Direction.



Business / Community Leaders “The Owners Of The Team” Investing Leadership, Mentoring and Resources In Their Community.




“First Priority is the most innovative way to reach a city for Christ. It unites our local churches together as one to make a difference.”

– Dr. Jay Strack, President of Student Leadership University

First Priority is Intentional, Innovative and Biblical

- The First Priority Campus Evangelism Strategy (*Mark 2*)
- Uniting Local Churches In Communities (*John 17*)
- Building Essential Networks of Support (*1 Corinthians 12*)
- Mobilization of Youth Leaders (*2 Timothy 2*)
- Equipping, Encouraging And Empowering Student Leaders (*1 Timothy 4*)
- Student Led & Initiated Evangelism Clubs (*Romans 10*)



31

Networks

2605

Student Led
Clubs

2500

Youth Leaders
Networked

7715

Commitments
To Christ



The above data reflects the 2014 - 2015 school year

"I endorse First Priority. They know what's going on and they are training America's youth leaders and our youth, empowering them to change the very fabric of this next generation and restoring "hope" to America's future."

– Josh McDowell, Author and Speaker



We believe in the impossible:
THE HOPE OF CHRIST
IN EVERY STUDENT
at your school.

® 2016 The information found in this and other guides provided by First Priority of America, Inc. are the property of (FPOA) and require a covenant relationship with (FPOA) to use the content, name, and logo(s). For more information about starting a First Priority movement in your community, contact (FPOA) at one of the locations below:




First Priority of America
115 Penn Warren Drive Suite 300-205
Nashville, TN 37027
888-808-FPOA (3762)

 /fpofamerica

 /fpofamerica

 /fpofamerica

 www.iamhope.school