



FIRST⁺ PRIORITY

CONNECTING THE CHURCH TO THE CAMPUS FOR CHRIST



BEGIN THE HOPE *MOVEMENT*

START A CLUB!



The following steps are a guide for students who desire to see a First Priority Club established at their middle or high school. Youth leaders, parents and teachers may also help with this process.

STEP

1

PRAY

If God has laid a burden on your heart for broken people, then it is important for you to follow that burden to its source. Nehemiah developed a burden for the people of Jerusalem. He saw the physical brokenness of the walls and the spiritual brokenness of the people. His response to the burden? Prayer. He took approximately 5 months before he began implementing God's plan for rebuilding Jerusalem. Do you see the brokenness in the lives of students in your school? Do you see their lack of hope in their life? Do you see their willingness to do anything to try and fill the emptiness they are experiencing? Take some time with God and allow this burden to go deep into your heart.





Check out www.firstpriority.club/about-us

STEP

2

BUY A KIT

Students, First Priority has the information and resources you need to develop club leadership, obtain training, and launch your club.



Check out www.firstpriority.club/shop for more information.

FIND OTHERS

Your school and community are filled with Christ followers who desire to partner with others to share the gospel. Because First Priority offers a strategy for churches to work together, there should be a minimum of 3 denominations represented among the students and adults who participate in your club.

- **Find Student Leaders**

Students are the heartbeat of First Priority. You are the voice for body of Christ at your school. Find fellow students with a passion for the gospel and desire to share the love of Jesus with others.

- **Find a Teacher Sponsor**

Find a Christian faculty member who has the potential to be a club sponsor. Share your desire to start a club, provide the club information from the website, and ask the faculty member to prayerfully consider sponsorship.

- **Find a Campus Coach**

Campus coaches may be a student minister, pastor, youth volunteer, parent, grandparent, elder, deacon, bishop; ask him or her to go to www.firstpriority.club/campuscoach to apply.

- **Find a Priority Parent**

Parents are key. The support of a parent network helps raise awareness in the churches, provide needed resources, and most importantly, lead an off-campus prayer network for students who are sharing the gospel. Find at least one parent to lead the Priority Parent Network for your First Priority club.

Check out www.firstpriority.club/roles for more information.

STEP

4

GET TRAINED

Once students are united, a sponsor is secured, a campus coach is found, and a priority parent identified, then online training must take place. Go to **www.firstpriority.club** and click on FP University to watch the training videos. All club leaders should watch the training videos to learn what role they play in the club, why they are needed, what to do, and how to do it. If you have any questions, please contact First Priority of America through the website. Or, if your club leadership would like a representative to provide training in person, simply contact us to schedule a date and time.



STEP

5

GET ORGANIZED

Decide...

- Day, time and location for the **weekly club meeting**

As a non-curricular club at school, you are required to meet during non curricular hours. What does this mean? This means you are not able to meet during instructional time, but you are able to meet before school, after school, or during lunch (if other student groups are allowed to meet during lunch). Lunch time is often a great opportunity for students to participate since they do not have to come early or stay after school.

- **Student Leadership Commitments** are signed

- **Campus Coach Commitments** are signed

- **Faculty Sponsor Commitments** are signed

It is important to obtain signed commitments from student leaders, campus coaches and faculty sponsors in order to help them understand their role and what is expected of them. This step will also keep your club focused on sharing the gospel of Jesus, and not allowing any individual leader to take the club in a different direction.

Leadership commitments are available in the “start a club” tab at www.firstpriority.club

GET LEGAL

The Faculty Sponsor must **inform the administration** of the intent to start a new club on campus by turning in a signed **Club Constitution and By-Laws**. The club Constitution establishes the club name, affiliation, purpose, membership requirements, leadership, meeting times, and meeting location. It helps the school's administration understand the purpose the club. As an official non-curricular club of the school, you have equal access to the same resources as other clubs. These may include: posting information on bulletin boards, making announcements, hosting a table during club sign-up days, etc. It is important for you to be aware of the school's policies in order to properly promote your club.



STEP**7**

PLAN OUT MONTH

Plan a time for the club leadership to meet and to plan the month's HOPE cycle. Ensure that all student leaders, campus coach, faculty sponsor, and priority parent understands their role and the direction of the club. Remember, failing to plan is planning to fail. People often ask FP leadership how the strategy influences so many people and the answer is, because there is a plan to. First Priority has created a model for you to use. A Christian club will not change people's lives. Students using the Christian club intentionally will change people's lives.

Before the first club meeting, take time to develop a plan for creating a safe place in your public school to invite friends to experience God's love and to know He desires a relationship with them.



STEP

8

START PROMOTION

Promotion of your club's first meeting and the first Engage Week is crucial. It is important to promote these events during and after school. During the school day, you may promote your First Priority club as other clubs are allowed to be promoted. Remember: The federal Equal Access Act which applies to clubs states an "all or nothing" policy which means all clubs must receive the same access or none at all. For example, if one club is able to post flyers, then all clubs may hang flyers. If the school allows one club to post on a bulletin board, then all clubs may post on the bulletin board. After school is a great opportunity for students and adults to promote the club; especially during youth group meetings and in church services. Please ask your church members to promote and pray for students during Engage Week meetings when the students will be sharing the gospel message.



STEP

9

LAUNCH PRIORITY PARENT NETWORK

Prayer meetings must happen before the club launches.

Prayer is critical and may happen in two ways.

Parents

Whether it is 4 grand parents who are meeting or 80 parents in a church, a network of adults committed to praying for students weekly and for the spirit of God to move in the schools is crucial.



Students

The See You at the Pole is an annual prayer event where students gather around the school's flag pole to pray for their friends, their school, their community and the nation. This annual event is a great time to launch your First Priority Club and the HOPE cycle.

FIRST CLUB MEETING

The **HOPE cycle** begins, students lead, and lives are changed. Once you are ready to launch first club meeting, be sure to register your club online. Registering your club will set up automation tools which will help you succeed and will get your club listed on the 'Find a Club' page of the website.

Be sure to make the HOPE cycle available to all. Here are some thoughts on when you could start:

Fall Launch:

- Between Labor Day and See You At The Pole: Club leadership training
- See You At The Pole: the last Wednesday of September
- Advertise the First Priority club at SYATP
- Launch the club the following week

New Year Launch:

- Gather club leadership before Christmas to make sure there are enough students, a teacher, and a campus coach
- First few days of January, preferably before school starts again: train club leadership
- First week of school: advertise the club by word of mouth and posters
- Second week of school: Launch the club

Spring Launch:

Just because it's spring, doesn't mean you have to wait until fall to get started. If students are ready and it is April, set a schedule to 'pilot' the First Priority club for one cycle before school ends. This will help build momentum and give student leaders confidence leading into the fall launch.

UNITING THE CHURCH TO INFLUENCE THE MIDDLE AND HIGH SCHOOL CAMPUS FOR CHRIST!

® 2016 The information found in this and other guides provided by First Priority of America, Inc. are the property of (FPOA) and require a covenant relationship with (FPOA) to use the content, name, and logo(s). For more information about starting a First Priority movement in your community, contact (FPOA) at one of the locations below:





FIRST⁺ PRIORITY

First Priority of America
115 Penn Warren Drive Suite 300-205
Nashville, TN 37027
888-808-FPOA (3762)

 /fpofamerica

 /fpofamerica

 /fpofamerica

 www.firstpriority.club